



2021 Expenditure Analysis – NSW Public Funding of Private Schools in NSW

Contents

About the author	2
Introduction	4
Purpose of the paper	4
Approach	4
Key findings	5
Attachment 1: Note on data sources	10
Attachment 2: List of 367 independent schools included in this study	11
Notes	25

About the author

Adam Rorris has undertaken costings of education systems, developed financing strategies and education resourcing policies for governments and agencies across Asia, the Pacific and northern Africa. He has worked with UNICEF, UNESCO, the World Bank and other international agencies on all levels of education provision from pre-school to higher education. In Australia, as manager of the Schools Resourcing Taskforce he advised Commonwealth and state education ministers on resourcing needs and policies for government and non-government schools. Adam was the lead author of the research paper on funding for disadvantaged students commissioned by the Gonski review into school funding.

This briefing paper, commissioned by the NSW Teachers Federation, examines the expenditure of public money for private schools in NSW. It interprets the sufficiency of the funding in relation to the targeted Schooling Resource Standard (SRS) benchmark that has been adopted by state and Commonwealth governments. It provides an update on previous expenditure analyses of private school funding for the school years 2018 and 2020.

Introduction

PURPOSE OF THE PAPER

To understand the extent and distribution of any overfunding by the NSW Government of private schools in the NSW school system.

APPROACH

This analysis examines the expenditure of public money for private schools in NSW. It interprets the sufficiency of the funding in relation to the targeted Schooling Resource Standard (SRS) benchmark that has been adopted by state and Commonwealth governments. It provides an update on previous expenditure analyses of private school funding for the school years 2018 and 2020.

Specifically, this analysis:

- identifies the non-government schools in 2021 that:
 - a. received total public funding from both Commonwealth and NSW governments that exceeded 100 per cent of the SRS benchmark for their school; and
 - b. received in excess of the nominated 20 per cent of the SRS from the NSW Government (this being the nominated benchmark for state governments as the Commonwealth has set itself a target of meeting 80 per cent of the SRS for non-government schools)
- calculates the aggregate overfunding for the NSW non-government independent schools (including non-systemic Catholic). Analysis has not been undertaken for Catholic systemic schools because of data limitations¹
- compares the overfunding (in terms of SRS) of NSW non-government schools in relation to the underfunding of NSW government schools.

Policy context: According to the policy setting of Australian governments, they are working towards a public funding of schools that is based on an assessment of school needs. The SRS quantifies that need on a school-by-school basis. According to the approach proposed by the Commonwealth Government, the states will be responsible for 20 per cent of the SRS for non-government schools and 80 per cent for government schools. Proportionate responsibility is reversed for government schools.

¹ There is aggregation of funding data by the NSW Government and the disaggregated school-level data by the Commonwealth Government. This makes it problematic to bring the two sources at the individual school level within the Catholic school system or to aggregate up to the system level.

Key findings

Key finding 1: *The NSW Government overfunds two-thirds of all independent schools*

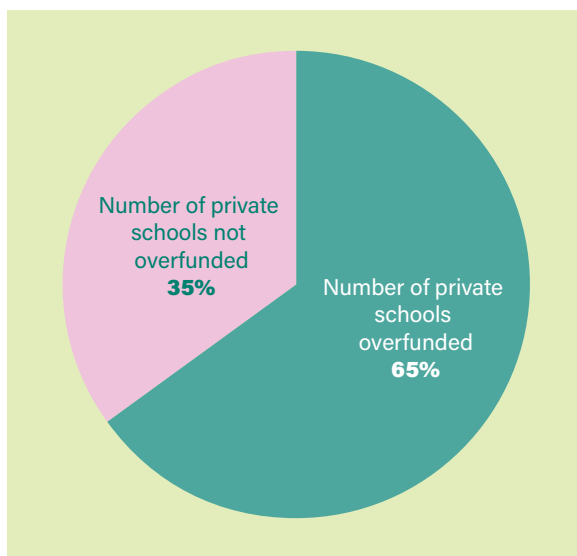
In NSW, approximately two-thirds of all independent schools (65 per cent) received funding from the NSW Government that exceeded the designated SRS commitment by the state for non-government schools (20 per cent of the SRS).

Of the 367 independent schools captured by this study 238 received NSW Government-sourced funds that exceeded their SRS 20 per cent benchmark negotiated with the Commonwealth. This overfunding of private schools was delivered at the same time as public schools (the direct responsibility of the NSW government) were underfunded by more than 10 per cent below their required minimum SRS level of funding.

Table 1: Independent schools with overfunding, from NSW Government sources 2021

Total NSW private schools examined by study (independent sector)	367
Number of private schools overfunded (independent sector)	238
Overfunded private schools % (as proportion of all independent sector)	65%

Figure 1: Share of private schools overfunded by the NSW Government in 2021

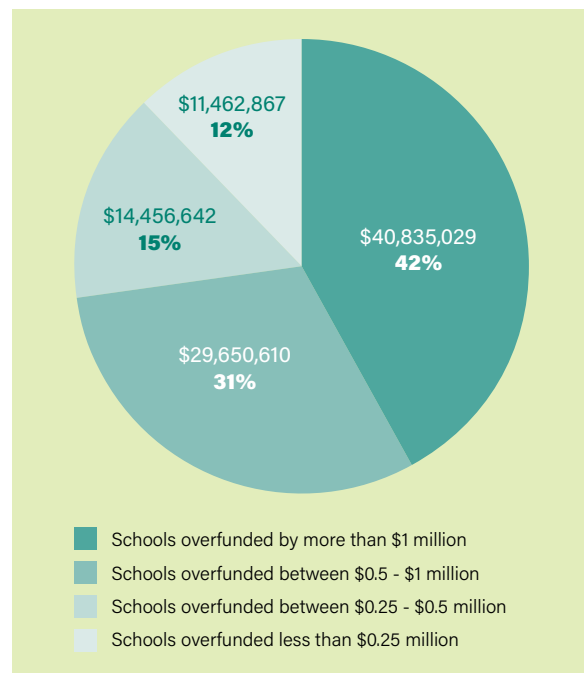


Key finding 2: *The NSW Government diverted more than \$96 million in overfunding to at least 238 private schools in 2021.*

The total value of the overspend by the NSW Government towards the independent school sector in 2021 was approximately \$96 million. This only refers to the 367 independent schools captured by the study. The amount would be higher if data had been available to include all schools from the independent sector and Catholic systemic schools. The overspend is based on expenditure that is above the 20 per cent of SRS funding target that was agreed to by the NSW Government and the Commonwealth.

Key finding 3: *More than 40 per cent of the NSW Government overfunding of private schools (\$41 million) was delivered in blocks that exceeded \$1 million per school.*

Figure 2: 2021 Overfunding of private schools by the NSW Government, stratified by overfunding at the school level



The NSW Government overfunded some of the wealthiest independent schools in Australia by more than \$1 million each in 2021.

An examination of the schools receiving the biggest payments, in excess of their designated SRS needs, includes some of the wealthiest schools in the state. The table below identifies independent schools each receiving more than \$1 million in excess of their SRS entitlement figure.

Table 2: Independent schools each overfunded by the NSW Government in excess of \$1 million, 2021

	School	Amount overfunded in 2021
1	Barker College	\$2,503,972
2	William Clarke College	\$2,191,050
3	Oakhill College Castle Hill	\$2,046,131
4	Pymble Ladies' College	\$1,915,901
5	Knox Grammar School	\$1,779,983
6	Loreto Kirribilli	\$1,699,092
7	Monte Sant' Angelo Mercy College	\$1,666,763
8	St Ignatius' College	\$1,658,937
9	St Aloysius' College	\$1,652,961
10	St Augustine's College	\$1,625,154
11	Giant Steps Sydney	\$1,624,883
12	Mount St Benedict College (Pennant Hills)	\$1,469,192
13	Roseville College	\$1,399,454
14	Rosebank College	\$1,378,521
15	Northern Beaches Christian School	\$1,373,975
16	Waverley College	\$1,337,036
17	St Pius X College	\$1,280,926
18	St Scholastica's College	\$1,268,535
19	St Joseph's College	\$1,213,431
20	Stella Maris College Manly	\$1,142,267
21	Moriah College	\$1,115,494
22	St Patrick's College Strathfield	\$1,112,799
23	Wenona School Ltd	\$1,107,191
24	Brigidine College, St Ives	\$1,087,406
25	Rouse Hill Anglican College	\$1,086,862
26	Amity College	\$1,077,988
27	Inaburra School	\$1,011,077
28	Sydney Grammar School	\$1,008,049
	Total	\$40,835,029

Note: This is an incomplete list as data was not available for all independent schools

Key finding 4: The NSW Government overfunded more than 40 private schools between \$0.5 million and \$1 million each in 2021. Included among this list of overfunded schools is another selection of

the most expensive and well-resourced schools in the country. A total of approximately \$30 million in overfunding was delivered to this group of schools.

Table 3: Independent schools each overfunded by the NSW Government between \$0.5 million and \$1 million, 2021

	School	Amount overfunded in 2021
1	Al Faisal College	\$987,799
2	Loreto Normanhurst	\$949,213
3	Cranbrook School	\$941,080
4	The Scots College	\$927,375
5	Oxford Falls Grammar School	\$899,123
6	St Luke's Grammar School	\$893,402
7	Sydney Church of England Grammar School	\$871,433
8	St Edmund's School	\$867,109
9	Maronite College of the Holy Family - Parramatta	\$863,773
10	St Vincent's College	\$828,334
11	St Mary Star of the Sea College	\$824,183
12	St Lucy's School	\$823,121
13	Queenwood	\$801,973
14	Kincoppal-Rose Bay School of the Sacred Heart	\$794,020
15	Edmund Rice College	\$770,084
16	Santa Sabina College	\$757,932
17	St Philip's Christian College	\$752,876
18	Our Lady of Mercy College Parramatta	\$734,381
19	Ravenswood School for Girls	\$678,790
20	Abbotsleigh	\$678,059
21	Trinity Anglican College - Albury	\$650,256
22	SCECGS Redlands	\$637,958
23	St Catherine's School	\$632,445
24	OneSchool Global NSW	\$631,955
25	St Gregory's College Campbelltown	\$625,289
26	MLC School	\$623,461
27	Lindisfarne Anglican School	\$619,344
28	Ascham School Ltd	\$613,021
29	St Edward's Christian Brothers College	\$584,333
30	Macarthur Anglican School	\$583,063
31	Shire Christian School	\$582,462
32	The Riverina Anglican College	\$565,303
33	Broughton Anglican College	\$554,418
34	The Emanuel School	\$541,173
35	The Joseph Varga School	\$539,714
36	The Hills Grammar School	\$528,711
37	St Charbel's College	\$519,285
38	Covenant Christian School	\$517,113
39	Christian Brothers High School	\$503,810
40	St George Christian School	\$503,435
41	Chevalier College	\$503,033
42	Emmanuel Anglican College	\$499,136
43	Kambala	\$498,176

Key finding 5: The NSW Government has been overfunding private schools since the signing of its bilateral funding agreement with the Commonwealth in 2018. Based on a comparison of the scale of overfunding in 2021 with 2020, the annual size of the overfunding is reducing at the

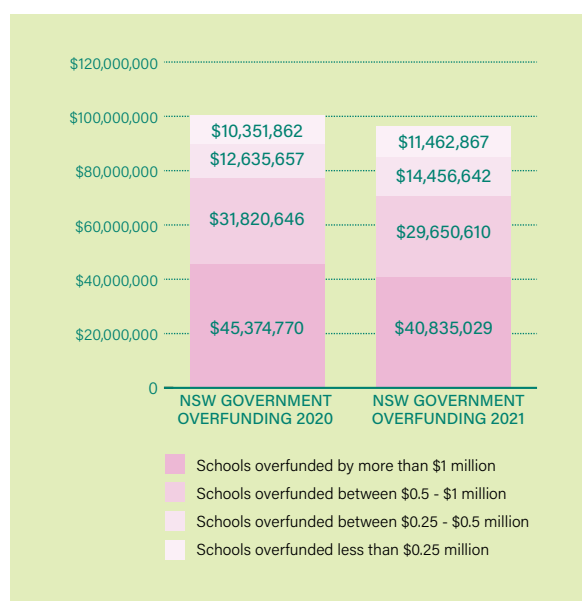
very slow rate of about 5 per cent per annum. If this reduction of approximately \$5 million per year were to extend into the future, it would take approximately 20 years for the NSW Government to end its overfunding of private schools.

Figure 3: 2021/2020 comparison of overfunding of independent schools by the NSW Government

Scale of overfunding	NSW Government overfunding 2020	NSW Government overfunding 2021
Schools overfunded by more than \$1 million	\$45,374,770	\$40,835,029
Schools overfunded between \$0.5–\$1 million	\$31,820,646	\$29,650,610
Schools overfunded between \$0.25–\$0.5 million	\$12,635,657	\$14,456,642
Schools overfunded less than \$0.25 million	\$10,351,862	\$11,462,867
Total overfunding by the NSW Government	\$100,182,935	\$96,405,148

Note: Data for 2020 is from the previous Federation-commissioned study, *Public Funding Schools and the School Resourcing Standard (2020)*

Figure 4: Comparing NSW Government overfunding of independent sector schools, 2020 and 2021



Key finding 6: The NSW Government overfunds the NSW private school sector (independent and Catholic systemic schools) by approximately \$850 million during 2019–23, the five years covered by the bilateral agreement between the Commonwealth and the NSW Government for school funding.²

The overfunding estimate is drawn from:

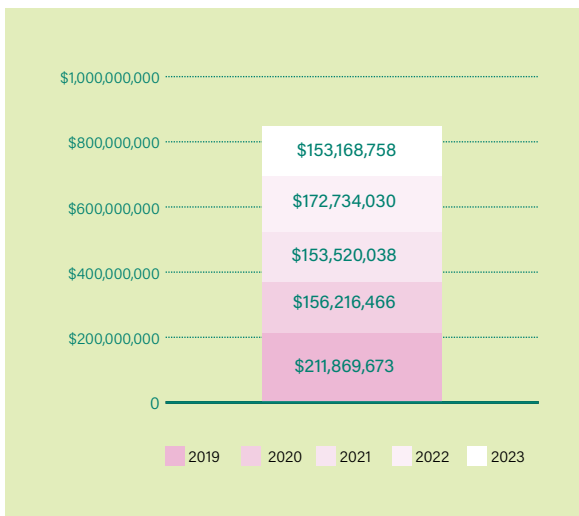
- a. the commitment of the NSW Government to meet minimum contributions towards the SRS funding levels of schools in the private sector during the five-year period covered by the Commonwealth/state bilateral agreement (2019-23)
- b. total funding of the Catholic systemic schools and the independent sector schools as reported by the NSW Government in Government Information (Public Access)-requested documentation covering the years 2020 and 2021, and
- c. extrapolated values for the years 2019, 2022 and 2023 based on:
 - i. the agreed NSW Government contribution to SRS funding for funding for private schools, and
 - ii. the application of an annual price inflator/ deflator to the total SRS value for these years. For the extrapolated years, no allowance has been made for changes in enrolments, however, the changes in enrolment are not expected to be significant enough to have a big impact on overall accuracy of estimates.

² Bilateral agreement between NSW and the Commonwealth on quality schools reform, signed in November 2018 and revised in October 2021.

Table 4. Estimated overfunding of private schools by the NSW Government

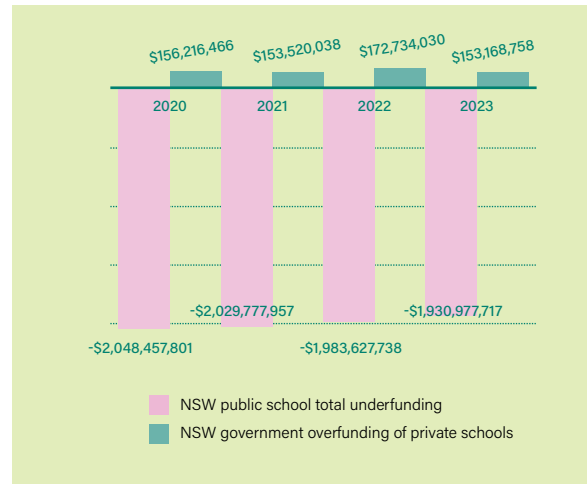
Year	Catholic Services NSW	Independent sector	Private sector Total	Non-government state SRS contribution	NSW overfunding
2019	\$610,398,099	\$503,044,652	\$1,113,442,751	24.70%	\$211,869,673
2020	\$627,658,714	\$517,269,565	\$1,144,928,279	23.16%	\$156,216,466
2021	\$661,662,928	\$612,441,329	\$1,274,104,257	22.74%	\$153,520,038
2022	\$679,858,659	\$629,283,466	\$1,309,142,124	23.04%	\$172,734,030
2023	\$698,554,772	\$646,588,761	\$1,345,143,532	22.57%	\$153,168,758
Total					\$847,508,966

Figure 5: NSW Government Overfunding of Private Schools 2019–23



Key finding 7: For every year during 2020–23 that the NSW Government was able to overfund private schools by more than \$150 million each year, it chose to underfund public schools approximately \$2 billion each and every year.

Figure 6: NSW Government overfunding of private schools, year-on-year comparison with public schools



Attachment 1: Note on data sources

The 2021 expenditure analysis is driven by estimates of the SRS for government and non-government schools provided by the Commonwealth in response to a Question on Notice by Senator Mehreen Faruqi (SQ21-000848). The financial data contained in this response includes an estimate of the per-student value of the SRS in each state/territory for schools. The Senate question also yielded the per-student and Commonwealth SRS share of school funding in 2021.

The financial data for NSW government-sourced funding for private (non-government) schools has been collected from the NSW Government Information (Public Access) 22-395.

The expenditure analysis presents its findings according to:

- a) systemic Catholic schools, and
- b) all other private (non-government) schools. The analysis of Catholic systemic school funding captures all systemic schools and their average SRS entitlement to funding.

Due to gaps in financial data provided, the expenditure analysis of “all other non-government schools” is based on data covering 367 independent schools (including non-systemic Catholic schools). A list of the 367 independent schools captured by this analysis is presented as Attachment 2. Any independent schools not shown on this list have not been included for analysis due to an absence of either financial data (state and/or Commonwealth) or enrolment data.

NSW Government-sourced funding for public schools (as opposed to Commonwealth funds for public schools administered by NSW) is a derived 2021 estimate based on the SRS level of school funding committed by the NSW Government towards public schools in the Revised Bilateral Agreement signed by the Commonwealth and the NSW Government in October 2021.

Data for 2020 was drawn from *NSW — Public Funding Schools and the School Resourcing Standard (2020)*, commissioned by the NSW Teachers Federation.

Attachment 2: List of 367 independent schools included in this study

School	2021 enrolments
Abbotsleigh	1,547
Aetaomah School	62
Al Amanah College	901
Al Faisal College	2,184
Al Hikma College	389
Al Noori Muslim School	2,049
Al Sadiq College	686
Al Zahra College	519
ALESCO Senior College	450
Al-Faisal College – Campbelltown	686
Al-Faisal College – Liverpool	1,007
All Saints Greek Orthodox Grammar School	527
Allegra School Coffs Harbour	58
Alpha Omega Senior College	472
Amity College	2,105
Arden Anglican School	902
Arise Christian College	29
Arkana College	210
Armenian General Benevolent Union Alexander Primary School	62
Arndell College	1,219
Ascham School Ltd	1,157
Aurora Southern Highlands Steiner School	126
Australian Christian College – Singleton	214
Australian Christian College – Marsden Park	943
Australian International Academy, Kellyville Campus	558
Australian International Academy, Sydney, Strathfield Campus	474
Australian Islamic College of Sydney	1,390
Australian Performing Arts Grammar School	146
Barker College	2,577
Barrenjoey Montessori School	61
Bellfield College	787
Belmont Christian College	664
Berowra Christian School	58
Bethel Christian School	255
Bhaktivedanta Swami Gurukula School	92
Bishop Druitt College	1,088
Bishop Tyrrell Anglican College	778
Blacktown Youth College Incorporated	95
Blue Mountains Grammar School	517
Blue Mountains Steiner School	82
Brightwaters Christian College	36
Brigidine College, St Ives	875
Broughton Anglican College	1,113

School	2021 enrolments
Burrabadine Christian Community School	53
Byron Community Primary School	103
Calderwood Christian School	318
Calrossy Anglican School	885
Cameragal Montessori School	48
Cape Byron Rudolf Steiner School	370
Carinya Christian School Gunnedah	220
Casino Christian School	251
Castlecrag Montessori School	3
Casuarina Steiner School	131
Cedars Christian College	657
Central Coast Grammar School	1,359
Central Coast Steiner School	279
Central West Leadership Academy	80
Charlton Christian College	663
Chevalier College	926
Christadelphian Heritage College Sydney	247
Christian Brothers High School	1,265
Chrysalis School for Rudolf Steiner Education	189
Claremont College	349
Clarence Valley Anglican School	318
Coffs Harbour Bible Church School	30
Coffs Harbour Christian Community School	852
Condell Park Christian School	94
Coogee Boys' Preparatory School	125
Covenant Christian School	901
Craig Davis College	27
Cranbrook School	1,604
Currambena School	82
D.A.L.E. Christian School	156
Danebank School	965
Darkinjung Barker	57
Deniliquin Christian School	44
Dubbo Christian School	579
Dunlea Centre, Australia's Original Boys' Town	44
Ebenezer Christian College	89
EDEN College	46
Edmund Rice College	1,030
Elonera Montessori School	174
Emmanuel Anglican College	752
ET Australia Secondary College	217
Farmhouse Montessori School	55
Forestville Montessori School	79
Frensham School	356
Galstaun College	300
Gateway Community High	26

School	2021 enrolments
Georges River Grammar	904
German International School Sydney	319
Giant Steps Sydney	92
Gib Gate School	107
Glenaeon Rudolf Steiner School	394
Green Point Christian College	1,026
Green Valley Islamic College	1,104
Greenacre Baptist Christian Community School	329
Hawkesbury Independent School	65
Heritage Christian School	350
Heritage College Lake Macquarie	366
Highfields Preparatory and Kindergarten School Limited	96
Hills Montessori School	13
Hinterland Christian College	60
Holy Saviour School	240
Hunter Christian School	335
Hunter Trade College	215
Hunter Valley Grammar School	1,110
Illawarra Christian School	618
Inaburra School	1,167
Indie School Albury	201
Inner Sydney Montessori School	163
International Chinese School (St Leonards)	73
International Football School	631
International Grammar School	1,213
International Maarif Schools of Australia – Gallipoli Campus	141
Irfan College	310
Italian Bilingual School	107
John Colet School	249
Kamaroi Rudolf Steiner School	149
Kambala	982
Karuna Montessori School	5
Kesser Torah College	361
Key College	69
Kincoppal-Rose Bay School of the Sacred Heart	888
Kindlehill School	134
Kingdom Culture Christian School	100
Kinma School	92
Kinross Wolaroi School	1,052
Knox Grammar School	3,093
Koinonia Christian Academy	20
Korowal School	250
Kuyper Christian School	224
Lakes Grammar – An Anglican School	922
Liberty College	36
Lindfield Montessori Preschool	4

School	2021 enrolments
Lindisfarne Anglican School	1,534
Linuwel School Ltd	270
Living School	177
Loreto Kirribilli	1,142
Loreto Normanhurst	1,104
Lorien Novalis School for Rudolf Steiner Education	232
Lutheran Primary School Wagga Wagga	329
Lycee Condorcet The International French School of Sydney	849
Macarthur Anglican School	910
Macleay Vocational College	122
Macquarie Anglican Grammar School	497
Macquarie Grammar School	12
Maitland Christian School	550
Malek Fahd Islamic School	2,904
Mamre Anglican School	721
Manning Valley Anglican College	519
Margaret Jurd College	72
Maronite College of the Holy Family – Parramatta	1,241
Masada College High School	390
Medowie Christian School	424
Meriden School	1,398
Minimbah Primary School	36
MLC School	1,236
Moama Anglican Grammar School	629
Monte Sant' Angelo Mercy College	1,175
Montessori East	97
Montgrove College	559
Moree Christian School	97
Moriah College	1,455
Mosman Church of England Preparatory School	233
Mount Annan Christian College	627
Mount Sinai College	304
Mount St Benedict College (Pennant Hills)	1,159
Mountains Christian College	191
Mumbulla School for Rudolf Steiner Education	178
Muslim Girls Grammar School	71
Nambucca Valley Christian Community School	306
Namoi Valley Christian School	57
Nautilus Senior College	40
Nepean Christian School	526
New England Girls School	239
New Madinah College	104
Newcastle Grammar School	952
Newcastle Waldorf School	237
Newington College	2,002
Ngaruki Gulgul Central School	50

School	2021 enrolments
Northcross Christian School	370
Northern Beaches Christian School	1,157
Northholm Grammar School	433
Northside Montessori School	116
Norwest Christian College	851
Novo Education Space	88
Nowra Anglican College	1,069
Nowra Christian School	440
Oakhill College Castle Hill	1,829
Oasis College Surry Hills	12
OneSchool Global NSW	1,053
Oran Park Anglican College	837
Orange Anglican Grammar School	493
Orange Christian School	356
Our Lady of Mercy College Parramatta	1,029
Oxford Falls Grammar School	1,167
Oxley College	812
Pacific Brook Christian School	96
Pacific Coast Christian School	378
Pacific Hills Christian School	1,342
Pacific Valley Christian School	255
Pal Buddhist School	98
Pambula Beach Flexible Learning Centre	22
Parkes Christian School	270
Penrith Anglican College	904
Penrith Christian School	729
Pittwater House Schools	841
PLC Armidale	214
Port Macquarie Steiner School	35
Presbyterian Ladies College Sydney	1,385
Pymble Ladies' College	2,245
Queenwood	902
Rainbow Ridge School for Steiner Education	105
Ravenswood School for Girls	1,268
Red Bend Catholic College	805
Redeemer Baptist School	473
Redfern Jarjum College	21
Redfield College	466
Regents Park Christian School	642
Richard Gill School	12
Richard Johnson Anglican School	1,186
Richmond Christian College	239
Rissalah College	764
Rosebank College	1,400
Roseville College	993
Rouse Hill Anglican College	1,434

School	2021 enrolments
Saint Mary MacKillop College Albury	195
Saint Mary MacKillop Colleges Limited	157
Salamah College	1,171
Santa Sabina College	1,217
Sapphire Coast Anglican College	329
Sathya Sai College	262
SCECGS Redlands	1,610
SCEGGS, Darlinghurst	931
Scone Grammar School	600
Scots All Saints College	744
SEDA College NSW	211
Shearwater, The Mullumbimby Steiner School	648
Shellharbour Anglican College	778
Sherwood Hills Christian School	138
Shire Christian School	899
Shoalhaven River College	53
Skillset Senior College	155
Snowy Mountains Christian School	83
Snowy Mountains Grammar School	426
Southern Cross Baptist Church Christian School	33
Southern Highlands Christian School	392
Southside Montessori School	27
St Aloysius' College	1,277
St Andrew's Cathedral Gawura School	33
St Andrew's Cathedral School	1,412
St Andrew's Christian School	181
St Augustine's College	1,436
St Bishoy Coptic Orthodox College	335
St Catherine's School	970
St Charbel's College	1,174
St Columba Anglican School	1,179
St Dominic Savio School	32
St Dominic's College	989
St Edmund's School	119
St Edward's Christian Brothers College	1,030
St Euphemia College	607
St George Christian School	792
St Gregory's College Campbelltown	1,330
St Hurmizd Assyrian Primary School	669
St Ignatius' College	1,570
St John's Lutheran Primary School	187
St Joseph's College	1,071
St Lucy's School	185
St Luke's Grammar School	1,261
St Mark's Coptic Orthodox College	764
St Maroun's College	453

School	2021 enrolments
St Mary and St Mina's Coptic Orthodox College	316
St Mary Star of the Sea College	1,101
St Mary's Flexible Learning Centre	84
St Narsai Assyrian Christian College	637
St Patrick's College Campbelltown	672
St Patrick's College Strathfield	1,458
St Paul's College	283
St Paul's Grammar School Penrith	814
St Paul's International College	43
St Paul's Lutheran Primary School	33
St Peter's Anglican College – Broulee	504
St Peter's Anglican Primary School	458
St Philip's Christian College	1,384
St Philip's Christian College – Cessnock Campus	1,152
St Philip's Christian College – Gosford	598
St Philip's Christian College – Port Stephens	708
St Philip's Christian College DALE Young Parents	48
St Pius X College	1,153
St Sava College	30
St Scholastica's College	989
St Spyridon College	770
St Stanislaus College	558
St Vincent's College	718
Stella Maris College Manly	910
Summerland Christian College	534
Sydney Church of England Grammar School	1,666
Sydney Grammar School	1,888
Sydney Japanese School	229
Sydney Montessori School	136
Sydney Science College	11
Tallowood Steiner School	76
Tambelin Independent School	34
Tangara School for Girls	664
Tara Anglican School for Girls	736
Taree Christian College	647
The Alpine School	50
The Anglican School Googong	419
The Armidale School	590
The Armidale Waldorf School	134
The Athena School	34
The Bowen College	13
The Central Coast Montessori Primary School	51
The Children's House Montessori	8
The Coast Christian School	114
The Emanuel School	853
The Hills Grammar School	915

School	2021 enrolments
The Illawarra Grammar School	761
The John Berne School	43
The Joseph Varga School	17
The King's School	1,841
The King's School, Tudor House	179
The Lakes Christian College	284
The Lakes College	24
The McDonald College	261
The Nature School Primary	78
The Riverina Anglican College	900
The Scots College	1,995
The Scots School Albury	528
The Small School	26
Thomas Hassall Anglican College	1,725
Thomas More Christian Montessori School	29
TLK Youth College	56
Toongabbie Christian College	1,006
Trinity Anglican College — Albury	1,210
Trinity Catholic College	945
Trinity Grammar School	2,185
Tuntable Falls Community Primary School	50
Tyndale Christian School	823
Unity Grammar College	1,086
Verity Christian College	95
Vistara Primary School	41
Wagga Wagga Christian College	562
Warakirri College	323
Waranara School	58
Warrah Village Rudolf Steiner School for Curative Education	31
Waverley College	1,491
WAYS Secondary	55
Wellington Christian School	71
Wenona School Ltd	1,249
Westbourne College Sydney	24
Western Grammar School	321
Western Riverina Community School	30
Westmead Christian Grammar School	149
William Carey Christian School	1,190
William Clarke College	1,763
Wollemi College	425
Wollondilly Anglican College	1,098
Wollongong Flexible Learning Centre	62
Woodbury	24
Wycliffe Christian School	387
Wyong Christian Community School	737
Yanginanook School	38

School	2021 enrolments
Yeshiva College	60
Zahra Grammar School	167

Full list of independent schools overfunded by the NSW Government in 2021		Amount overfunded \$
1	Barker College	\$2,503,972
2	William Clarke College	\$2,191,050
3	Oakhill College Castle Hill	\$2,046,131
4	Pymble Ladies' College	\$1,915,901
5	Knox Grammar School	\$1,779,983
6	Loreto Kirribilli	\$1,699,092
7	Monte Sant' Angelo Mercy College	\$1,666,763
8	St Ignatius' College	\$1,658,937
9	St Aloysius' College	\$1,652,961
10	St Augustine's College	\$1,625,154
11	Giant Steps Sydney	\$1,624,883
12	Mount St Benedict College (Pennant Hills)	\$1,469,192
13	Roseville College	\$1,399,454
14	Rosebank College	\$1,378,521
15	Northern Beaches Christian School	\$1,373,975
16	Waverley College	\$1,337,036
17	St Pius X College	\$1,280,926
18	St Scholastica's College	\$1,268,535
19	St Joseph's College	\$1,213,431
20	Stella Maris College Manly	\$1,142,267
21	Moriah College	\$1,115,494
22	St Patrick's College Strathfield	\$1,112,799
23	Wenona School Ltd	\$1,107,191
24	Brigidine College, St Ives	\$1,087,406
25	Rouse Hill Anglican College	\$1,086,862
26	Amity College	\$1,077,988
27	Inaburra School	\$1,011,077
28	Sydney Grammar School	\$1,008,049
29	Al Faisal College	\$987,799
30	Loreto Normanhurst	\$949,213
31	D.A.L.E. Christian School	\$946,967
32	Cranbrook School	\$941,080
33	The Scots College	\$927,375
34	Oxford Falls Grammar School	\$899,123
35	St Luke's Grammar School	\$893,402
36	Sydney Church of England Grammar School	\$871,433
37	St Edmund's School	\$867,109
38	Maronite College of the Holy Family – Parramatta	\$863,773
39	St Vincent's College	\$828,334
40	St Mary Star of the Sea College	\$824,183
41	St Lucy's School	\$823,121

Full list of independent schools overfunded by the NSW Government in 2021		Amount overfunded \$
42	Queenwood	\$801,973
43	Kincoppal-Rose Bay School of the Sacred Heart	\$794,020
44	Edmund Rice College	\$770,084
45	Santa Sabina College	\$757,932
46	St Philip's Christian College	\$752,876
47	Our Lady of Mercy College Parramatta	\$734,381
48	Ravenswood School for Girls	\$678,790
49	Abbotsleigh	\$678,059
50	Trinity Anglican College - Albury	\$650,256
51	SCECGS Redlands	\$637,958
52	St Catherine's School	\$632,445
53	OneSchool Global NSW	\$631,955
54	St Gregory's College Campbelltown	\$625,289
55	MLC School	\$623,461
56	Lindisfarne Anglican School	\$619,344
57	Ascham School Ltd	\$613,021
58	St Edward's Christian Brothers College	\$584,333
59	Macarthur Anglican School	\$583,063
60	Shire Christian School	\$582,462
61	The Riverina Anglican College	\$565,303
62	Broughton Anglican College	\$554,418
63	The Emanuel School	\$541,173
64	The Joseph Varga School	\$539,714
65	The Hills Grammar School	\$528,711
66	St Charbel's College	\$519,285
67	Covenant Christian School	\$517,113
68	Christian Brothers High School	\$503,810
69	St George Christian School	\$503,435
70	Chevalier College	\$503,033
71	Emmanuel Anglican College	\$499,136
72	Kambala	\$498,176
73	Arndell College	\$488,301
74	Presbyterian Ladies College Sydney	\$474,700
75	SCEGGS, Darlinghurst	\$471,918
76	International Grammar School	\$464,097
77	Arden Anglican School	\$456,533
78	Illawarra Christian School	\$424,247
79	Al-Faisal College – Liverpool	\$422,621
80	Woodbury	\$415,901
81	Trinity Catholic College	\$415,787
82	Bishop Tyrrell Anglican College	\$410,491
83	Penrith Anglican College	\$408,254
84	William Carey Christian School	\$384,201
85	Green Point Christian College	\$381,538
86	Newcastle Grammar School	\$375,366

Full list of independent schools overfunded by the NSW Government in 2021		Amount overfunded \$
87	Norwest Christian College	\$371,431
88	St Andrew's Cathedral School	\$366,283
89	Penrith Christian School	\$353,654
90	Al-Faisal College – Campbelltown	\$353,251
91	Pacific Hills Christian School	\$349,696
92	Newington College	\$348,906
93	Wycliffe Christian School	\$332,219
94	St Dominic's College	\$323,181
95	Salamah College	\$320,959
96	St Spyridon College	\$319,456
97	International Football School	\$318,940
98	Al Amanah College	\$317,614
99	Montgrove College	\$310,133
100	St Columba Anglican School	\$309,916
101	Danebank School	\$309,674
102	Mount Annan Christian College	\$299,993
103	St Patrick's College Campbelltown	\$299,121
104	Thomas Hassall Anglican College	\$289,366
105	Pittwater House Schools	\$269,414
106	Irfan College	\$266,732
107	Warrah Village Rudolf Steiner School for Curative Education	\$261,212
108	Al Hikma College	\$259,136
109	Claremont College	\$257,803
110	Australian Islamic College of Sydney	\$257,286
111	Toongabbie Christian College	\$237,819
112	Western Grammar School	\$237,061
113	Cedars Christian College	\$230,344
114	Central Coast Grammar School	\$229,839
115	The Illawarra Grammar School	\$229,338
116	St Paul's Grammar School Penrith	\$229,257
117	Shellharbour Anglican College	\$229,228
118	St Stanislaus College	\$227,853
119	Northholm Grammar School	\$225,827
120	Nowra Anglican College	\$225,273
121	The King's School	\$221,555
122	St Philip's Christian College – Port Stephens	\$220,579
123	Calrossy Anglican School	\$217,276
124	Bishop Druitt College	\$212,912
125	Wyong Christian Community School	\$211,655
126	Wollemi College	\$203,980
127	St Philip's Christian College – Gosford	\$203,927
128	Al Noori Muslim School	\$199,656
129	Moama Anglican Grammar School	\$193,115
130	Masada College High School	\$185,921
131	Australian International Academy, Kellyville Campus	\$182,020

Full list of independent schools overfunded by the NSW Government in 2021		Amount overfunded \$
132	Wollondilly Anglican College	\$179,259
133	Kinross Wolaroi School	\$170,112
134	Lutheran Primary School Wagga Wagga	\$167,505
135	The Armidale School	\$167,128
136	Tyndale Christian School	\$163,148
137	Hunter Trade College	\$162,908
138	Al Sadiq College	\$156,285
139	Maitland Christian School	\$156,164
140	Oran Park Anglican College	\$154,868
141	ALESCO Senior College	\$154,652
142	Oxley College	\$147,542
143	Wagga Wagga Christian College	\$145,968
144	Lycee Condorcet The International French School of Sydney	\$140,735
145	Australian Christian College: Marsden Park	\$134,422
146	Meriden School	\$132,754
147	Trinity Grammar School	\$128,518
148	Belmont Christian College	\$123,128
149	Inner Sydney Montessori School	\$123,055
150	Scots All Saints College	\$121,983
151	Nepean Christian School	\$121,833
152	St Paul's College	\$118,913
153	Georges River Grammar	\$118,882
154	John Colet School	\$118,345
155	Heritage College Lake Macquarie	\$116,173
156	Blue Mountains Grammar School	\$114,945
157	St Euphemia College	\$108,184
158	Unity Grammar College	\$104,441
159	Zahra Grammar School	\$100,065
160	Pacific Coast Christian School	\$97,735
161	Nowra Christian School	\$96,747
162	Macquarie Anglican Grammar School	\$93,667
163	Mosman Church of England Preparatory School	\$91,942
164	Green Valley Islamic College	\$91,596
165	Charlton Christian College	\$87,550
166	Shearwater, The Mullumbimby Steiner School	\$85,796
167	Dubbo Christian School	\$83,150
168	Kuyper Christian School	\$82,828
169	Sathya Sai College	\$82,672
170	Greenacre Baptist Christian Community School	\$77,260
171	Arkana College	\$73,918
172	Regents Park Christian School	\$72,535
173	Southern Highlands Christian School	\$72,398
174	Central Coast Steiner School	\$71,910
175	ET Australia Secondary College	\$68,700
176	The Anglican School Googong	\$67,988

Full list of independent schools overfunded by the NSW Government in 2021		Amount overfunded \$
177	Glenaeon Rudolf Steiner School	\$67,683
178	St Philip's Christian College – Cessnock Campus	\$63,359
179	Al Zahra College	\$61,469
180	Cape Byron Rudolf Steiner School	\$60,795
181	The Nature School Primary	\$60,633
182	St Mark's Coptic Orthodox College	\$59,602
183	Christadelphian Heritage College Sydney	\$58,457
184	St Peter's Anglican College – Broulee	\$55,378
185	Hunter Christian School	\$54,499
186	Orange Christian School	\$47,314
187	Highfields Preparatory and Kindergarten School Limited	\$46,497
188	The McDonald College	\$46,264
189	Coogee Boys' Preparatory School	\$45,409
190	Italian Bilingual School	\$44,925
191	Ebenezer Christian College	\$44,382
192	St Mary and St Mina's Coptic Orthodox College	\$42,335
193	Mountains Christian College	\$40,750
194	Pacific Valley Christian School	\$38,319
195	Tara Anglican School for Girls	\$37,642
196	Macquarie Grammar School	\$35,590
197	Western Riverina Community School	\$35,263
198	Bellfield College	\$34,529
199	Orange Anglican Grammar School	\$32,547
200	Pambula Beach Flexible Learning Centre	\$31,720
201	Saint Mary MacKillop College Albury	\$27,586
202	Northcross Christian School	\$25,873
203	St Maroun's College	\$23,881
204	St Peter's Anglican Primary School	\$22,579
205	All Saints Greek Orthodox Grammar School	\$21,979
206	Pal Buddhist School	\$21,106
207	Redeemer Baptist School	\$20,789
208	The Small School	\$19,811
209	The Lakes Christian College	\$19,383
210	Byron Community Primary School	\$19,301
211	Central West Leadership Academy	\$19,176
212	Korowal School	\$18,849
213	The Alpine School	\$18,688
214	Forestville Montessori School	\$18,003
215	Clarence Valley Anglican School	\$17,551
216	St John's Lutheran Primary School	\$17,232
217	Port Macquarie Steiner School	\$16,799
218	Living School	\$15,622
219	International Maarif Schools of Australia - Gallipoli Campus	\$14,065
220	Richmond Christian College	\$13,794
221	Holy Saviour School	\$13,523

Full list of independent schools overfunded by the NSW Government in 2021		Amount overfunded \$
222	Sapphire Coast Anglican College	\$13,399
223	Hawkesbury Independent School	\$12,930
224	Australian Performing Arts Grammar School	\$12,721
225	St Dominic Savio School	\$12,085
226	Redfield College	\$9,131
227	Kesser Torah College	\$9,096
228	Scone Grammar School	\$8,740
229	Farmhouse Montessori School	\$7,093
230	Heritage Christian School	\$6,077
231	Verity Christian College	\$5,036
232	PLC Armidale	\$4,955
233	St Paul's International College	\$3,924
234	Southside Montessori School	\$1,308
235	Hinterland Christian College	\$653
236	Shoalhaven River College	\$13
237	Arise Christian College	\$7
238	Gateway Community High	\$6
	Total	\$96,405,148

Notes





**2021 Expenditure Analysis – NSW Public Funding of
Private Schools in NSW**