



NSW — Public Funding Schools and the School Resourcing Standard

Contents

About the author	2
Introduction	4
Purpose of analysis	4
Approach	4
Executive Summary	5
Background: National school funding policy	7
The SRS is the minimum funding required	7
Overview: A national funding structure that is failing public schools	7
Overfunding of private schools in NSW	8
The Commonwealth-driven bilateral agreements behind the inequity	12
Capital Depreciation Tax (4 per cent) applied to public but not private schools	14
Appendix 1: Data sources	16

About the author

Adam Rorris has undertaken costings of education systems, developed financing strategies and education resourcing policies for governments and agencies across Asia, the Pacific and northern Africa. He has worked with UNICEF, UNESCO, the World Bank and other international agencies on all levels of education provision from pre-school to higher education. In Australia, as Manager of the Schools Resourcing Taskforce he advised Commonwealth and state ministers of education on resourcing needs and policies for public and private schools. Adam was the lead author of the research paper on funding for disadvantaged students commissioned by the Gonski review into school funding.

This briefing paper, commissioned by the NSW Teachers Federation, examines the expenditure of public money for private schools in NSW in relation to the targeted Schooling Resource Standard (SRS) benchmark that has been adopted by state and Commonwealth governments.

Introduction

PURPOSE OF ANALYSIS

This report examines the extent and distribution of any public overfunding and underfunding of public (government) and private (non-government) schools in NSW. Analysis has been conducted for 2020, which is the most recent school year with available financial and non-financial data.

APPROACH

This analysis examines the expenditure of public money for private schools in NSW in relation to the targeted Schooling Resource Standard (SRS) benchmark that has been adopted by state and Commonwealth governments.

Specifically, this analysis:

1. Identifies the private schools in 2020 that (i) received total public funding from Commonwealth and state governments that exceeded 100 per cent of the SRS benchmark for their school, and (ii) received more than the nominated 20 per cent of the SRS from the NSW government (this being the nominated benchmark for state governments as the Commonwealth has set itself a target of meeting 80 per cent of the SRS for private schools).
2. Calculates the aggregate overfunding for the NSW independent school (including non-systemic Catholic) and NSW Catholic school system.
3. Compares the overfunding (in terms of SRS) of NSW private schools in relation to the underfunding of NSW public schools.

Policy context: According to the policy setting of Australian governments, they are working towards a public funding of schools that is based on an assessment of school needs. The Schooling Resource Standard (SRS) quantifies that need on a school-by-school basis. According to the approach proposed by the Commonwealth government, the states will be responsible for 20 per cent of the SRS for private schools and 80 per cent for public schools. For public schools, the Commonwealth will provide 20 per cent of SRS funding, and the states will provide 75 per cent. The total funding reaches 95 per cent of SRS; this means a 5 per cent gap in overall funding for public schools from their required SRS level of funding.

Executive summary

This report examines the extent and distribution of any public overfunding and underfunding of public (government) and private (non-government) schools in the state of NSW. Analysis has been conducted for 2020, which is the most recent school year with available financial and non-financial data.

The report considers the distribution of public funds (from Commonwealth and state governments) to individual private schools from the independent sector. Analysis of the available data from more than 340 schools yielded the following key findings:

Key finding 1: *The federal and NSW governments delivered \$120 million in overfunding to 130 independent schools in NSW in 2020 alone. Almost 40 per cent of all independent schools examined as part of this study in NSW in 2020 received more than 100 per cent of their designated SRS level of funding. This is while the entire public school system sits more than 10 per cent below its minimum SRS funding levels since the adoption of the Gonski needs-based funding model in 2013.*

A complete list of independent schools that were overfunded in 2020 is presented at Appendix 1.2.

Key finding 2: *Some of the wealthiest and best resourced schools in NSW each received more than \$1 million each in overfunding in 2020. This the direct result of some of these schools receiving Commonwealth and state government funding that is more than double (greater than 200 per cent) of their calculated Schooling Resource Standard (SRS) funding level. A total of 36 private independent schools were each individually overfunded more than \$1 million in 2020.*

The “More than a Million Club” schools are listed at table 2.

This extraordinary largesse favours some of the wealthiest schools at a time when the federal and NSW governments profess a commitment to fiscal rectitude. This strict fiscal restraint prevents even the bare minimum school resourcing for some of the poorest and most needy public schools. This report on actual government allocations shows that “fiscal restraint” goes out the window for private schools, with the lavishing

of millions of extra funding each year on some of the wealthiest schools in the country.

Key finding 3: *Another 43 private schools (independent sector) received overfunding from the Commonwealth and NSW governments of between \$0.25 million and \$1 million in 2020.*

These are listed at table 4.

While the extreme largesse was visited upon some of the wealthiest schools, there was considerable overfunding for more than 40 other schools, which also includes some of the wealthiest schools in NSW and across the country.

Key finding 4: *The private schools sector in NSW in 2020 drops marginally below the average SRS-required funding at a system-wide level. This is only a one-year drop and its average funding per student exceeds its SRS share from 2021 onwards. The combined commitment of both governments towards NSW private schools drags them above the SRS level of funding by at least 6.2 per cent by 2023. In fact, the 6.2 per cent is actually the minimum overfunding they can receive, since the agreement does not specify a cap on their level of overfunding.*

The Commonwealth-driven bilateral agreements behind the inequity

The second part of this report examines Commonwealth supplied data for average SRS funding per student by system (government, Catholic, independent) and NSW government commitments for funding by sector. Bringing these two data sets together compares the general funding position of the public schools (government-provided) with the private schools (Catholic and independent).

The over-delivery of public funds to individual private schools in NSW is not a mistake or an oversight. It is the deliberate and considered outcome of the bilateral agreements for school funding that the Commonwealth government has imposed upon the states and territories. The bilateral agreements impose separate regimes of entitlement for school funding across public and private sectors of schooling right across Australia.

Key finding 5: *The bilateral agreement signed by the Commonwealth and NSW governments in 2018 (and its revised document in 2021) set in place the unequal treatment of public schools (and the children they teach) in relation to better-funded private schools.*

Key finding 6: *Public schools begin 10.2 per cent below their minimum SRS funding in 2020, and only get to 7.8 per cent below their SRS funding in 2023. At the same time, the bilateral agreement places a 4 per cent impost on public schools (mostly for notional capital depreciation) which is outside the original calculation of the SRS levels. This impost is NOT imposed on private schools. The addition of the capital depreciation impost on public schools leaves them almost 13 per cent below their required SRS funding by 2023.*

The steep upward trajectory in funding for private schools is not shared by public schools. The bilateral agreements leave NSW public schools languishing well below their minimum funding needs.

Key finding 7: *The revised bilateral agreement on school funding signed by the Commonwealth and NSW governments delivers by 2023 for public schools an annual funding shortfall of \$1.27 billion. In the same year it delivers overfunding to private schools of \$353 million.*

Key finding 8: *On a per student basis, the revised bilateral agreement on school funding signed by the Commonwealth and NSW governments delivers by 2023 an annual funding shortfall in SRS funds for public schools of \$1523 per student. In comparison, by 2023 it delivers overfunding to private schools of \$785 per student.*

Key finding 9: *The Commonwealth and NSW bilateral agreement on funding (including the imposition of a 4 per cent capital depreciation tax on public schools, but not for private schools) delivers for public schools a true annual shortfall by 2023 of \$1.93 billion. By contrast, private schools in NSW will be overfunded by more than \$350 million according to the same Commonwealth and NSW government agreement.*

Key finding 10: *Taking into account the 4 per cent impost on public schools, the true SRS funding gap per student for public schools in NSW is between \$2530 and \$2310, each and every year between 2020 and 2023. This is the shortfall in funding per student that is required for schools to adequately deliver essential education services to the children that are placed in their care. Private schools in NSW experience one year (2020) where their per-student funding is marginally below SRS funding levels (\$53 per student), but this accelerates to overfunding of \$785 per student by 2023.*

Key finding 11: *The true SRS funding gap cumulative for the years 2020-2023 rises to approximately \$8 billion for NSW public schools. This is the shortfall in funds required by the public school system as a minimum level (SRS funding) to deliver essential services to the children in its schools.*

Key finding 12: *NSW private schools were overfunded by the Commonwealth and NSW governments (using public money) by almost \$670 million above their required SRS level, during the same period (2020-2023).*

Background: National school funding policy

THE SRS IS THE MINIMUM FUNDING REQUIRED

The Schooling Resource Standard (SRS) is an estimate of how much total public funding a school needs to meet its students' educational needs. The SRS is made up of a base amount for all primary and secondary students and up to six needs-based loadings for student priority cohorts and disadvantaged schools.

The SRS funding amounts were calculated by analysing funding levels in schools (known as "reference schools") including where at least 80 per cent of students had achieved above the national minimum standard in NAPLAN for reading and numeracy for three years in a row. The SRS funding amounts are indexed each year to keep in line with or surpass any increases to wages and consumer prices.

In terms of government responsibility for schooling, it is important to understand that the SRS is not an aspirational standard of school funding. It is not a desirable level of funding that

would give schools an ideal pool of resources to discharge their teaching and learning obligations towards children.

The SRS is the minimum funding required so that schools can have at least 80 per cent of their students achieving learning outcomes above the national minimum standard in NAPLAN for reading and numeracy. It does not provide for 20 per cent of the hardest to teach students in literacy and numeracy. It makes no provision for attaining learning benchmarks in other subjects. It does not, for example, make provision for quality teaching and resources in vocational education and training that might reasonably be expected to be important in reaching students at risk of completing school without meeting expected benchmarks in participation and learning. In other words, the SRS is an essential minimum level of funding for school systems. ***The SRS is not an aspirational funding standard.***

OVERVIEW: A NATIONAL FUNDING STRUCTURE THAT IS FAILING PUBLIC SCHOOLS

The current funding arrangements between the Commonwealth and state/territory governments create an interlocking approach that discriminates between private and public school students. Taken as a whole structural arrangement of funding mechanisms/policies, it systematically and deliberately leaves students in public schools with fewer resources (on average) than students in private schools.

Commonwealth overfunds private schools until at least 2029

The Commonwealth has agreed to deliver at least **80 per cent of SRS funding for private schools by 2023**. Many of the wealthiest private schools already receive above 80 per cent of their SRS funding from the Commonwealth. In these cases, the wealthiest schools are supposed to have their funding gradually reduced to 80 per cent by 2029. These wealthiest private schools are overfunded at the same time as governments cannot meet the minimum SRS funding levels required by some of the poorest public schools across the country. This has been agreed to

by the Commonwealth through its bilateral agreements with state/territory governments and with private school systems.

Commonwealth underfunds public schools until at least 2023

The Commonwealth has agreed to deliver **up to 20 per cent of SRS funding for public schools by 2023**. No public school system (except in the Northern Territory) receives their mandated Commonwealth funding (20 per cent of SRS) until 2023. The Commonwealth adopts a **ceiling** to its funding of public schools, in contrast to the **floor** in funding for private schools.

States and territories overfund private schools but do not reach 75 per cent of SRS targets for public schools until 2023

Under section 22A of the Australian Education Act 2013 (the Act), states and territories must meet or exceed minimum funding contribution requirements for public (government) and private (non-government) sectors as a condition of receiving Commonwealth funding. State and territory governments have discretion to fund

above these requirements. Minimum state and territory funding requirements from 2018 to 2023 are outlined in bilateral reform agreements signed by the Australian government and each state and territory. Bilateral funding agreements signed between Commonwealth and state/territory governments mean (a) South Australia and Western Australia reach 95 per cent of minimum SRS funding level (at best) for public schools and the ACT 100 per cent, (b) the remainder of states and territories have public school systems with less than 95 per cent of SRS funding level, (c) guarantee at least 100 per cent for all private schools by 2023, and (d) NSW will continue to overfund private schools (above 20 per cent of SRS) until 2029.

Capital Depreciation Tax (4 per cent) applied to public but not private schools

The bilateral agreements signed (2018) between states/territories and the Commonwealth for school funding specify that, for **public schools only**, state/territory contributions towards the SRS can include non-recurrent cost (capital depreciation as an accrual cost) as well as the cost of education standards authorities. These authorities provide service to both public and private schools yet are charged entirely as expenses for public schools only. A majority of other states and territories also include school transport costs as part of their SRS contribution.

The majority of the 4 per cent allowable figure is absorbed by the capital depreciation line item. The effect of this tax is that states can reduce by 4 per cent the amount of funding they need

to make as part of their contribution towards SRS level funding for public schools. No such reduction is applied by either Commonwealth or state/territory governments towards private schools.

All public school systems (except for ACT) by 2023 will be 5–20 per cent short of the minimum required SRS, by agreement between the Commonwealth and state/territory governments

The greatest shortfall in funding is in the Northern Territory where public schools will be 20 per cent short of the SRS funding they require. Queensland will be almost 11 per cent short of its required SRS funding. All the other states have shortfalls of between 5 per cent to 10 per cent by the year 2023 (except for the ACT).

By contrast to public schools, all private school systems (except for the Northern Territory) by 2022, will be funded at more than their specified SRS funding level, by agreement between the Commonwealth and state/territory governments

Insufficient capital investment in public schools, while private schools are supported to have per-student capital funding that has averaged almost double public schools in the past 10 years

Private schools have received investment from public and private sources in school facilities that is at least twice as much as that received by public schools per student in any given year, and even as high as almost four times in one year.

Overfunding of private schools in NSW

The first part of this report looks at the school-by-school public funding of private independent schools as delivered to them by Commonwealth and state governments in 2020. Financial and non-financial data was available for 350 schools.

Key finding 1: *The federal and NSW governments delivered \$120 million in overfunding to 130 independent schools in NSW in 2020 alone.*

Almost 40 per cent of all independent schools examined as part of this study in NSW in 2020 received more than 100 per cent of their designated SRS level of funding. This is while the entire public school system sits more than 10 per cent below its minimum SRS funding levels since the adoption of the Gonski needs-based funding model in 2013.

Table 1: Independent schools with overfunding, from federal and NSW government sources of funding

Total number of independent schools studied	343
Number of overfunded independent schools	130
Proportion of independent schools overfunded	38%

The overfunding of each school ranged from almost \$7 million for one school through to a few thousand dollars. A complete list of independent schools that were overfunded in 2020 is presented at Appendix 1.2.

Key finding 2: *Some of the wealthiest and best resourced schools in NSW each received more than \$1 million each in overfunding in 2020. This is the direct result of some of these schools receiving Commonwealth and state government*

funding that is more than double (greater than 200 per cent) of their calculated SRS funding level. A total of 36 private independent schools were each individually overfunded more than \$1 million in 2020.

This extraordinary largesse favours some of the wealthiest schools at a time when both federal and NSW governments profess a commitment to fiscal rectitude. This strict fiscal restraint prevents even the bare minimum school resourcing for some of the poorest and most needy public schools. This report on actual government allocations shows that “fiscal restraint” goes out the window for private schools with the lavishing of millions of extra funding each year to some of the wealthiest schools in the country.

Table 2: ‘More than a Million Club’ – NSW independent schools overfunded by more than \$1 million in 2020

Federal and NSW funding: independent schools overfunded by more than \$1 million in 2020		Amount overfunded in 2020
1	St Augustine’s College	\$6,904,674
2	Loreto Kirribilli	\$5,034,403
3	St Aloysius’ College	\$4,675,350
4	Oakhill College Castle Hill	\$4,607,500
5	Monte Sant’ Angelo Mercy College	\$4,545,593
6	Mount St Benedict College (Pennant Hills)	\$4,098,062
7	St Scholastica’s College	\$3,999,818
8	Northern Beaches Christian School	\$3,986,268
9	St Pius X College	\$3,367,507
10	Stella Maris College Manly	\$3,288,013
11	Rosebank College	\$3,274,450
12	Pymble Ladies’ College	\$3,226,101
13	Waverley College	\$3,192,681
14	Rouse Hill Anglican College	\$3,069,092
15	Brigidine College, St Ives	\$2,903,922
16	St Joseph’s College	\$2,796,910
17	Barker College	\$2,644,421
18	St Ignatius’ College	\$2,631,915
19	Knox Grammar School	\$1,994,917
20	Roseville College	\$1,846,329
21	Pacific Hope School	\$1,714,531
22	Penrith Anglican College	\$1,655,313
23	St Vincent’s College	\$1,645,590
24	Sydney Grammar School (Combined)	\$1,644,742
25	Loreto Normanhurst	\$1,609,837
26	Wenona School Ltd	\$1,596,270
27	William Clarke College	\$1,487,410
28	The Scots College	\$1,376,087
29	St Mary Star of the Sea College	\$1,261,016
30	Queenwood	\$1,227,578
31	Cranbrook School	\$1,171,341
32	MLC School	\$1,131,965
33	Ascham School Ltd	\$1,050,778
34	Edmund Rice College	\$1,039,453
35	Inaburra School	\$1,026,395
36	International Grammar School	\$1,020,763

Note: Excludes non-government special schools for students with disabilities

The multi-million dollar amounts of overfunding by some of these schools is the result of them receiving public funding from Commonwealth and state governments that is in some cases more than double (greater than 200 per cent) of their SRS funding level. The table below lists mainstream independent schools that have

received in excess of 150 per cent of their SRS funding entitlement in 2020. These schools are being overfunded at these staggering amounts year in and year out for the duration of the five-year bilateral agreement between the Commonwealth and state governments.

Table 3: Public funding for some of the wealthiest private schools as a percentage of their SRS funding level

School name	Public funding as % of SRS entitlement
Loreto Kirribilli	229%
Monte Sant' Angelo Mercy College	226%
St Aloysius' College	226%
St Augustine's College	213%
Brigidine College, St Ives	171%
Northern Beaches Christian School	161%
Pacific Hope School	158%
Roseville College	158%
Stella Maris College Manly	157%
William Clarke College	156%
Mount St Benedict College (Pennant Hills)	153%
St Pius X College	151%
Pymble Ladies' College	150%

Key finding 3: *Another 43 private schools (independent sector) received overfunding from the Commonwealth and NSW governments of between \$0.25 million and \$1 million in 2020.*

considerable overfunding for more than 40 other schools, which also includes some of the wealthiest schools in NSW and across the country. These are listed in the table on page 11.

While the extreme largesse was visited upon some of the wealthiest schools, there was

Table 4: Independent schools overfunded between \$0.25 million and \$1million in 2020

Federal and NSW funding: independent schools overfunded between \$250k and \$1million in 2020		Amount overfunded in 2020
1	Moriah College	\$994,611
2	Kincoppal-Rose Bay School of the Sacred Heart	\$974,424
3	St Patrick's College	\$963,800
4	Our Lady of Mercy College Parramatta	\$865,505
5	Oxford Falls Grammar School	\$853,321
6	St Luke's Grammar School	\$830,282
7	St Philip's Christian College	\$785,960
8	Kambala	\$720,723
9	Sydney Church of England Grammar School	\$720,111
10	St Catherine's School	\$701,318
11	Ravenswood School for Girls	\$660,565
12	Macarthur Anglican School	\$574,344
13	Shire Christian School	\$570,365
14	Presbyterian Ladies College Sydney	\$566,152
15	Abbotsleigh	\$543,451
16	Illawarra Christian School	\$540,769
17	Emmanuel Anglican College	\$526,518
18	St George Christian School	\$510,592
19	St Andrew's Cathedral School	\$494,900
20	SCEGGS, Darlinghurst	\$494,689
21	Danebank School	\$492,170
22	The King's School	\$421,589
23	Claremont College	\$420,073
24	The Emanuel School	\$415,748
25	Lindisfarne Anglican School	\$414,162
26	Lutheran Primary School Wagga Wagga	\$405,099
27	International Football School	\$404,586
28	Trinity Grammar school	\$386,833
29	Bishop Tyrrell Anglican College	\$379,513
30	Wycliffe Christian School	\$378,835
31	Giant Steps Sydney	\$378,437
32	The Riverina Anglican College	\$370,190
33	Mater Dei Special School	\$369,652
34	The Joseph Varga School	\$359,638
35	OneSchool Global NSW	\$356,758
36	Newcastle Grammar School	\$347,271
37	Newington College	\$346,568
38	Santa Sabina College	\$336,164
39	Lycee Indorcet French School	\$318,180
40	Shellharbour Anglican College	\$294,237
41	Pittwater House Schools	\$272,587
42	Central Coast Grammar School	\$267,819
43	The Hills Grammar School	\$267,555

Note – Excludes non-government special schools for students with disabilities

The Commonwealth-driven bilateral agreements behind the inequity

The second part of this report is based on analysis of Commonwealth-supplied data for average SRS funding per student by system (government, Catholic, independent) and NSW government commitments for funding by sector as part of its revised bilateral agreement with the Commonwealth on school funding (October 2021). Combining these two data sources it is possible to compare the general funding position of the public school system (government-provided) with the private schools (Catholic and independent).

Key finding 4: *The private schools sector in NSW in 2020 drops marginally below the average SRS-required funding at a system-wide level. This is only a one-year drop and its average funding per student exceeds its SRS share from 2021 onwards. The combined commitment of both governments towards NSW private schools drags them above the SRS level of funding by at least 6.2 per cent by 2023. In fact, the 6.2 per cent is actually the minimum overfunding they can receive, since the agreement does not specify a cap on their level of overfunding.*

Table 4: Private schools funding share as a percentage of SRS dropped in 2020 then accelerates above 100 per cent from 2021 onwards

Sector	Measure	2018	2019	2020	2021	2022	2023
Catholic	Federal share of SRS (%)	77.8%	78.3%	76.1%	78.2%	81%	82.8%
Independent	Federal share of SRS (%)	76.6%	77.5%	76.7%	78.3%	83.8%	84.6%
Non-government	Federal share of SRS (%)	77.3%	77.9%	76.4%	78.2%	82.2%	83.6%
Non-government	NSW government share of SRS (%)	25.29%	24.70%	23.16%	22.74%	23.04%	22.57%
Non-government	Combined share of SRS funded (%)	102.6%	102.6%	99.6%	100.9%	105.2%	106.2%

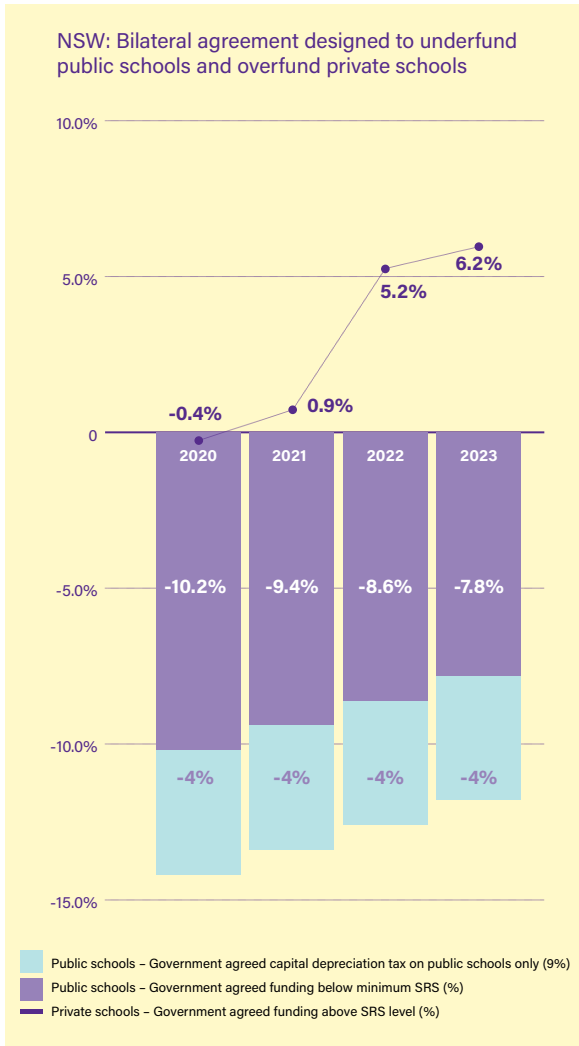
Data sources. (1) NSW shares for private schools figures for 2020–23 are the revised figures presented in Revised Bilateral Agreement signed October 2021. (2) Federal share of SRS (%) data sourced from Department of Education, Skills and Employment’s school funding model, Question on Notice SQ20-000151, Senate Standing Committees on Education and Employment.

Key finding 5: *The bilateral agreement signed by the Commonwealth and NSW governments in 2018 (and its revised document in 2021) set in place the unequal treatment of public schools (and the children they teach) in relation to better-funded private schools.*

Key finding 6: *Public schools begin 10.2 per cent below their minimum SRS funding in 2020, and*

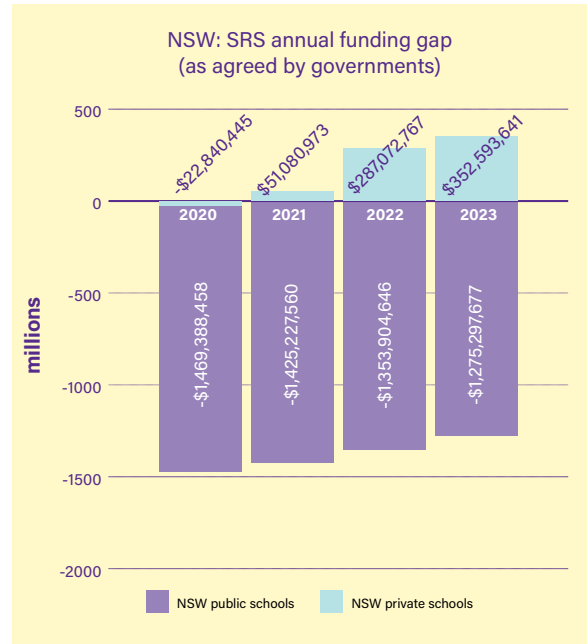
only get to 7.8 per cent below their SRS funding in 2023. At the same time, the bilateral agreement places a 4 per cent impost on public schools (mostly for notional capital depreciation), which is outside the original calculation of the SRS levels. This impost is not imposed on private schools. The addition of the capital depreciation impost on public schools leaves them almost 13 per cent below their required SRS funding by 2023.

Figure 1. NSW — Chronology of school funding discrimination



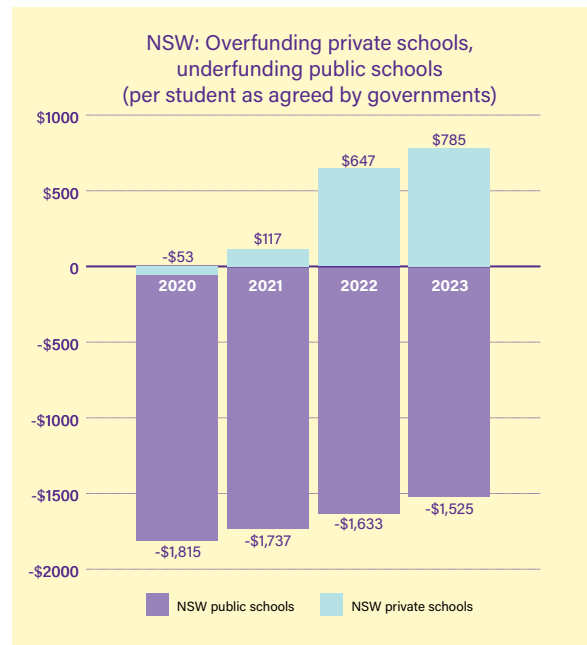
Key finding 7: The revised bilateral agreement on school funding signed by the Commonwealth and NSW governments delivers by 2023 for public schools an annual funding shortfall of \$1.27 billion. In the same year it delivers overfunding to private schools of \$353 million.

Figure 2. NSW: SRS annual funding gap as agreed by Commonwealth and NSW governments



Key finding 8: On a per-student basis, the revised bilateral agreement on school funding signed by the Commonwealth and NSW governments delivers by 2023 an annual funding shortfall in SRS funds for public schools of \$1523 per student. At the same time, it delivers overfunding to private schools of \$785 per student.

Figure 3. NSW: Per student underfunding of public schools and overfunding of private schools

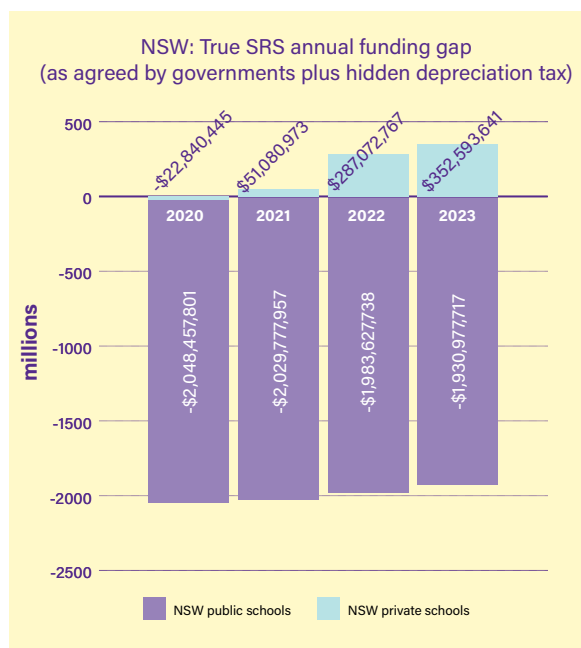


CAPITAL DEPRECIATION TAX (4 PER CENT) APPLIED TO PUBLIC BUT NOT PRIVATE SCHOOLS

The bilateral agreements signed (2018/19) between states/territories and the Commonwealth for school funding specify that for **public schools only**, state/territory contributions towards the SRS can include non-recurrent cost (capital depreciation as an accrual cost) as well as the cost of education standards authorities. These authorities provide service to both public and private schools yet are charged entirely as expenses for public schools only. The majority of the 4 per cent allowable figure is absorbed by the capital depreciation line item. The effect of this tax is that states can reduce by 4 per cent the amount of funding they need to make as part of their contribution towards SRS-level funding for public schools. No such reduction is applied by either Commonwealth or state/territory governments towards private schools.

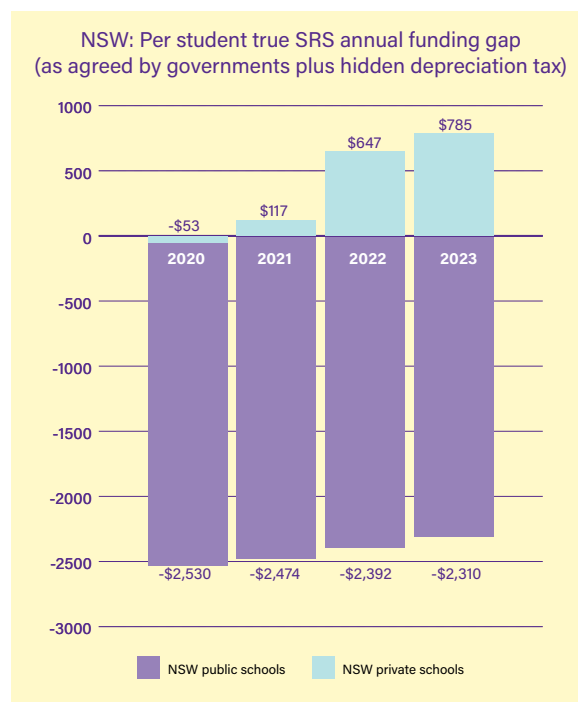
Key finding 9: The Commonwealth and NSW bilateral agreement on funding (including the imposition of a 4 per cent capital depreciation tax on public schools, but not for private schools) delivers for public schools a true annual shortfall by 2023 of \$1.93 billion. By contrast, private schools in NSW will be overfunded by more than \$350 million according to the same Commonwealth and NSW government agreement.

Figure 4. NSW: True SRS annual funding gap (2020-2023)



Key finding 10: Taking into account the 4 per cent impost on public schools, the true SRS funding gap per student for public schools in NSW is between \$2530 and \$2310, each and every year between 2020 and 2023. This is the shortfall in funding per student that is required for schools to adequately deliver essential education services to the children that are placed in their care. Private schools in NSW experience one year (2020) where their per-student funding is marginally below SRS funding levels (\$53 per student), but this accelerates to overfunding of \$785 per student by 2023.

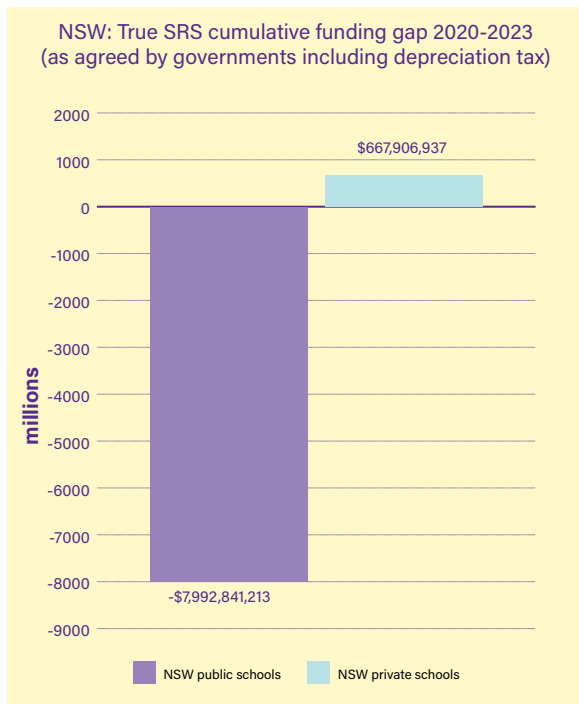
Figure 5. NSW: Per-student true SRS annual funding gap



Key finding 11: The true SRS funding gap cumulative for the years 2020–2023 rises to approximately \$8 billion for NSW public schools. This is the shortfall in funds required by the public school system as a minimum level (SRS funding) to deliver essential services to the children in its schools.

Key finding 12: NSW private schools were overfunded by the Commonwealth and NSW government (using public money) by almost \$670 million above their required SRS level, during the same period (2020–2023).

Figure 6. NSW: True SRS cumulative funding gap (2020-2023)



Appendix 1: Data sources

The expenditure analysis is driven by estimates of the SRS for government and non-government schools provided by the Commonwealth in response to a Question on Notice by Senator Mehreen Faruqi SQ20-000151. The financial data contained in this response includes an estimate of the per-student value of the SRS in each state/territory for schools. The same freedom of information request also yielded the per-student and Commonwealth SRS share financial data for Commonwealth funding of schools in 2020.

The financial data for NSW government-sourced funding for private (non-government) schools has been collected from the NSW Government Information Public Access (GIPA 20-745).

The expenditure analysis presents its findings according to (i) systemic Catholic schools, and (ii) all other private (non-government) schools. The analysis of Catholic systemic school funding captures all systemic schools and their average SRS entitlement to funding.

Due to gaps in financial data provided, the expenditure analysis of “all other non-government schools” is based on data covering 343 independent schools (including non-systemic Catholic schools). A list of the 343 independent schools captured by this analysis is presented as Appendix 1.1. Any independent schools not shown on this list have not been included for analysis due to an absence of either financial data (state and/or Commonwealth) or enrolment data.

NSW government-sourced funding for public schools (as opposed to Commonwealth funds for public schools administered by NSW) is a derived 2020 estimate based on the SRS level of school funding committed by the NSW government towards public schools in the Revised Bilateral Agreement signed by the Commonwealth and the NSW government in October 2021.

Appendix 1.1: List of 343 independent schools included in this study

Abbotsleigh	Australian Performing Arts Grammar School
Aetaomah School	Barker College
Al Faisal College	Bellfield College
Al Hikma College	Belmont Christian College
Al Noori Muslim School	Berowra Christian School
Al Sadiq College	Bethel Christian School
Al Zahra College	Biala Special School
ALESCO Illawarra	Bishop Druitt College
ALESCO Senior College	Bishop Tyrrell Anglican College
Al-Faisal College - Campbelltown	Blue Mountains Grammar School
Al-Faisal College - Liverpool	Blue Mountains Steiner School
All Saints Greek Orthodox Grammar School	Brigidine College, St Ives
Allegra School Coffs Harbour	Broughton Anglican College
Alpha Omega Senior College	Burrabadine Christian Community School
Amity College	Byron Community Primary School
Arden Anglican School	Calderwood Christian School
Arise Christian College	Calrossy Anglican School
Arkana College	Cameragal Montessori School
Armenian General Benevolent Union Alexander Primary School	Cape Byron Rudolf Steiner School
Arndell College	Carinya Christian School
Ascham School Ltd	Casino Christian School
Aurora Southern Highlands Steiner School	Casuarina Steiner School
Australian Christian College - Singleton	Cedars Christian College
Australian Christian College: Marsden Park	Central Coast Grammar School
Australian International Academy, Kellyville Campus	Central Coast Steiner School
Australian Islamic College of Sydney	Charlton Christian College

Chevalier College	Forestville Montessori School
Christadelphian Heritage College Sydney	Frensham School
Christian Brothers High School	Galstaun College
Chrysalis School for Rudolf Steiner Education	Georges River Grammar
Claremont College	German International School Sydney
Clarence Valley Anglican School	Giant Steps Sydney
Coffs Harbour Bible Church School	Gib Gate School
Coffs Harbour Christian Community School	Glenaeon Rudolf Steiner School
Condell Park Christian School	Green Point Christian College
Coogee Boys' Preparatory School	Green Valley Islamic College
Covenant Christian School	Greenacre Baptist Christian Community School
Craig Davis College	Hawkesbury Independent School
Cranbrook School	Heritage Christian School
Currambena School	Heritage College Lake Macquarie
Danebank School	Highfields Preparatory & Kindergarten School Limited
Darkinjung Barker	Hills Montessori School
Deniliquin Christian School	Hinterland Christian College
Dubbo Christian School	Holy Saviour School
Dunlea Centre, Australia's Original Boys' Town	Hopepoint Christian School
Ebenezer Christian College	Hunter Christian School
EDEN College	Hunter Trade College
Edmund Rice College	Hunter Valley Grammar School
Elonera Montessori School	Illawarra Christian School
Emmanuel Anglican College	Inaburra School
ET Australia Secondary College	Indie School Albury
Farmhouse Montessori School	Inner Sydney Montessori School

International Chinese School	Loreto Normanhurst
International Football School	Lorien Novalis School for Rudolf Steiner Education
International Grammar School	Lutheran Primary School Wagga Wagga
International Maarif Schools of Australia - Gallipoli Campus	Lycee Condorcet International French School
Irfan College	Macarthur Anglican School
Italian Bilingual School	Macleay Vocational College
John Colet School	Macquarie Anglican Grammar School
Kamaroi Rudolf Steiner School	Macquarie Grammar School
Kambala	Macquarie University Special Education Centre
Karuna Montessori School	Maitland Christian School
Kesser Torah College	Malek Fahd Islamic School
Key College	Mamre Anglican School
Kincoppal-Rose Bay School of the Sacred Heart	Margaret Jurd College
Kindlehill School	Masada College High School
Kingdom Culture Christian School	Mater Dei Special School
Kinma School	Medowie Christian School
Kinross Wolaroi School	Meriden School
Knox Grammar School	Minimbah Primary School
Koinonia Christian Academy	MLC School
Korowal School	Moama Anglican Grammar School
Kuyper Christian School	Monte Sant' Angelo Mercy College
Lakes Grammar - An Anglican School	Montessori East
Liberty College	Montgrove College
Lindisfarne Anglican School	Moree Christian School
Linuwel School Ltd	Moriah College
Loreto Kirribilli	Mosman Church of England Preparatory School

Mount Annan Christian College	OneSchool Global NSW
Mount Sinai College	Orange Anglican Grammar School
Mount St Benedict College (Pennant Hills)	Orange Christian School
Mountains Christian College	Our Lady of Mercy College Parramatta
Mumbulla School for Rudolf Steiner Education	Oxford Falls Grammar School
Nambucca Valley Christian Community School	Pacific Brook Christian School
Namoi Valley Christian School	Pacific Coast Christian School
Nautilus Senior College	Pacific Hope School
Nepean Christian School	Pacific Valley Christian School
New England Girls School	Pal Buddhist School
New Hope School	Penrith Anglican College
New Madinah College	Penrith Christian School
Newcastle Grammar School	Pete's Place
Newcastle Waldorf School	Pittwater House Schools
Newington College	PLC Armidale
Ngaruki Gulgul	Port Macquarie Steiner School
Northcross Christian School	Presbyterian Ladies College Sydney
Northern Beaches Christian School	Pymble Ladies' College
Northholm Grammar School	Queenwood
Northside Montessori School	Rainbow Ridge School for Steiner Education
Norwest Christian College	Ravenswood School for Girls
Nowra Anglican College	Red Bend Catholic College
Nowra Christian School	Redeemer Baptist School
Oakhill College Castle Hill	Redfern Jarjum College
Oasis College Surry Hills	Redfield College
Odyssey House	Regents Park Christian School

Richard Johnson Anglican School	St Andrew's Cathedral School
RIDBC Alice Betteridge School	St Andrew's Christian School
RIDBC Garfield Barwick School	St Augustine's College
RIDBC Thomas Pattison School	St Bishoy Coptic Orthodox College
Rosebank College	St Catherine's School
Roseville College	St Charbel's College
Rouse Hill Anglican College	St Dominic Savio School
Saint Mary Mackillop College Albury	St Dominic's College
Saint Mary Mackillop Colleges Limited	St Edmund's School
Salamah College	St Edward's Christian Brothers College
Santa Sabina College	St Euphemia College
Sapphire Coast Anglican College	St Gabriel's School for students with special needs
Sathya Sai College	St George Christian School
SCEGGS, Darlinghurst	St Gregory's College Campbelltown
Scots All Saints College	St Hurmizd Assyrian Primary School
SEDA College NSW.	St Ignatius' College
Shellharbour Anglican College	St John's Lutheran Primary School
Sherwood Hills Christian School	St Joseph's College
Shire Christian School	St Luke's Grammar School
Shoalhaven River College	St Maroun's College
Skillset Senior College	St Mary and St Mina's Coptic Orthodox College
Snowy Mountains Christian School	St Mary Star of the Sea College
Snowy Mountains Grammar School	St Mary's Flexible Learning Centre
Southern Cross Baptist Church Christian School	St Narsai Assyrian Christian College
St Aloysius' College	St Patrick's College
St Andrew's Cathedral Gawura School	St Paul's College

St Paul's Grammar School Penrith	Taree Christian College
St Paul's International College	The Alpine School
St Paul's Lutheran Primary School	The Anglican School Googong
St Peter's Anglican College - Broulee	The Armidale School
St Peter's Anglican Primary School	The Armidale Waldorf School
St Philip's Christian College	The Athena School
St Philip's Christian College - Cessnock Campus	The Bowen College
St Philip's Christian College - Gosford	The Central Coast Montessori Primary School
St Philip's Christian College - Port Stephens	The Central West Leadership Academy
St Philip's Christian College DALE Young Parents	The Coast Christian School
St Pius X College	The Emanuel School
St Scholastica's College	The Hills Grammar School
St Spyridon College	The Illawarra Grammar School
St Stanislaus College	The John Berne School
St Vincent's College	The Joseph Varga School
Stella Maris College Manly	The King's School
Summerland Christian College	The King's School, Tudor House
Sydney Church of England Co-Educational Grammar School, Redlands	The Lakes Christian College
Sydney Church of England Grammar School	The Lakes College
Sydney Grammar School (Combined)	The McDonald College
Sydney Japanese School	The Nature School Primary
Sydney Montessori School	The Riverina Anglican College
Tallowood Steiner School	The Scots College
Tambelin Independent School	The Scots School Albury
Tangara School for Girls	The Small School
Tara Anglican School for Girls	Thomas Hassall Anglican College

Thomas More Christian Montessori School	WAYS Secondary
TLK Youth College	Wenona School Ltd
Toongabbie Christian College	Western Grammar School
Trades Norwest Anglican Senior College	Western Riverina Community School
Trinity Anglican College - Albury	Westmead Christian Grammar School
Trinity Catholic College	William Carey Christian School
Trinity Grammar school	William Clarke College
Tuntable Falls Community Primary School	Wollemi College
Unity Grammar College	Wollondilly Anglican College
Valley Hope School	Wollongong Flexible Learning Centre
Verity Christian College	Woodbury
Vistara Primary School	Wycliffe Christian School
Warakirri College	Wyong Christian Community School
Waranara School	Yeshiva College
Warrah Village Rudolf Steiner School for Curative Education	Zahra Grammar School
Waverley College	

Appendix 1.2: 130 independent schools overfunded, from 2020 combined NSW and Commonwealth sources of funding

	Full list of independent schools overfunded in 2020 by combined federal and NSW government funding	Amount overfunded in 2020
1	St Augustine's College	\$6,904,674
2	Loreto Kirribilli	\$5,034,403
3	St Aloysius' College	\$4,675,350
4	Oakhill College Castle Hill	\$4,607,500
5	Monte Sant' Angelo Mercy College	\$4,545,593
6	Mount St Benedict College (Pennant Hills)	\$4,098,062
7	St Scholastica's College	\$3,999,818
8	Northern Beaches Christian School	\$3,986,268
9	St Pius X College	\$3,367,507
10	Stella Maris College Manly	\$3,288,013
11	Rosebank College	\$3,274,450
12	Pymble Ladies' College	\$3,226,101
13	Waverley College	\$3,192,681
14	Rouse Hill Anglican College	\$3,069,092
15	Brigidine College, St Ives	\$2,903,922
16	St Joseph's College	\$2,796,910
17	Barker College	\$2,644,421
18	St Ignatius' College	\$2,631,915
19	Knox Grammar School	\$1,994,917
20	Roseville College	\$1,846,329
21	Pacific Hope School	\$1,714,531
22	Penrith Anglican College	\$1,655,313
23	St Vincent's College	\$1,645,590
24	Sydney Grammar School (Combined)	\$1,644,742
25	Loreto Normanhurst	\$1,609,837
26	Wenona School Ltd	\$1,596,270
27	William Clarke College	\$1,487,410
28	The Scots College	\$1,376,087
29	St Mary Star of the Sea College	\$1,261,016
30	Queenwood	\$1,227,578
31	Cranbrook School	\$1,171,341
32	MLC School	\$1,131,965
33	Ascham School Ltd	\$1,050,778
34	Edmund Rice College	\$1,039,453
35	Inaburra School	\$1,026,395
36	International Grammar School	\$1,020,763
37	Moriah College	\$994,611
38	Kincoppal-Rose Bay School of the Sacred Heart	\$974,424
39	St Patrick's College	\$963,800
40	Our Lady of Mercy College Parramatta	\$865,505
41	Oxford Falls Grammar School	\$853,321
42	St Luke's Grammar School	\$830,282
43	St Philip's Christian College	\$785,960

44	Kambala	\$720,723
45	Sydney Church of England Grammar School	\$720,111
46	St Catherine's School	\$701,318
47	Ravenswood School for Girls	\$660,565
48	Macarthur Anglican School	\$574,344
49	Shire Christian School	\$570,365
50	Presbyterian Ladies College Sydney	\$566,152
51	Abbotsleigh	\$543,451
52	Illawarra Christian School	\$540,769
53	Emmanuel Anglican College	\$526,518
54	St George Christian School	\$510,592
55	St Andrew's Cathedral School	\$494,900
56	SCEGGS, Darlinghurst	\$494,689
57	Danebank School	\$492,170
58	The King's School	\$421,589
59	Claremont College	\$420,073
60	The Emanuel School	\$415,748
61	Lindisfarne Anglican School	\$414,162
62	Lutheran Primary School Wagga Wagga	\$405,099
63	International Football School	\$404,586
64	Trinity Grammar school	\$386,833
65	Bishop Tyrrell Anglican College	\$379,513
66	Wycliffe Christian School	\$378,835
67	Giant Steps Sydney	\$378,437
68	The Riverina Anglican College	\$370,190
69	Mater Dei Special School	\$369,652
70	The Joseph Varga School	\$359,638
71	OneSchool Global NSW	\$356,758
72	Newcastle Grammar School	\$347,271
73	Newington College	\$346,568
74	Santa Sabina College	\$336,164
75	Lycee Condorcet The International French School of Sydney	\$318,180
76	Shellharbour Anglican College	\$294,237
77	Pittwater House Schools	\$272,587
78	Central Coast Grammar School	\$267,819
79	The Hills Grammar School	\$267,555
80	New Hope School	\$241,963
81	Sydney Church of England Co-Educational Grammar School, Redlands	\$239,021
82	Broughton Anglican College	\$214,061
83	Skillset Senior College	\$202,892
84	ET Australia Secondary College	\$197,410
85	Valley Hope School	\$197,195
86	St John's Lutheran Primary School	\$193,810
87	Western Grammar School	\$191,452
88	St Edward's Christian Brothers College	\$188,643
89	St Gregory's College Campbelltown	\$165,404

90	Al Hikma College	\$155,268
91	Chevalier College	\$144,278
92	St Philip's Christian College - Port Stephens	\$140,608
93	Irfan College	\$129,524
94	St Narsai Assyrian Christian College	\$126,313
95	Zahra Grammar School	\$102,218
96	Waranara School	\$101,734
97	Montgrove College	\$89,372
98	Mosman Church of England Preparatory School	\$88,711
99	Mount Annan Christian College	\$85,854
100	Aurora Southern Highlands Steiner School	\$83,295
101	St Philip's Christian College - Cessnock Campus	\$81,668
102	Odyssey House	\$77,626
103	Calderwood Christian School	\$75,986
104	Trades Norwest Anglican Senior College	\$75,312
105	The Illawarra Grammar School	\$69,226
106	Biala Special School	\$67,180
107	Penrith Christian School	\$65,685
108	Pal Buddhist School	\$65,648
109	Northholm Grammar School	\$44,183
110	Inner Sydney Montessori School	\$40,117
111	Woodbury	\$35,942
112	Norwest Christian College	\$35,159
113	The Nature School Primary	\$33,576
114	Margaret Jurd College	\$33,117
115	Shoalhaven River College	\$32,481
116	Sathya Sai College	\$25,108
117	John Colet School	\$23,741
118	St Paul's Grammar School Penrith	\$23,368
119	The Central West Leadership Academy	\$23,363
120	The Small School	\$22,133
121	Port Macquarie Steiner School	\$21,804
122	Wyong Christian Community School	\$21,339
123	Western Riverina Community School	\$19,538
124	International Maarif Schools of Australia - Gallipoli Campus	\$18,603
125	The Bowen College	\$18,105
126	Arise Christian College	\$14,402
127	Al-Faisal College - Campbelltown	\$14,255
128	Blue Mountains Grammar School	\$8,572
129	Allegra School Coffs Harbour	\$1,727
130	Macquarie Grammar School	\$1,203
	Total overfunding of private independent schools	\$120,412,252

Appendix 1.3: Independent schools overfunded by NSW Government in excess of 20 per cent SRS commitment, as per bilateral agreement

	Full list of Independent schools overfunded by NSW government in 2020 (more than 20 per cent of SRS)	Amount overfunded in 2020
1	Barker College	\$2,545,859
2	St Augustine's College	\$2,279,463
3	Oakhill College Castle Hill	\$2,092,509
4	Pymble Ladies' College	\$2,079,933
5	Loreto Kirribilli	\$1,899,396
6	Knox Grammar School	\$1,880,746
7	St Ignatius' College	\$1,828,738
8	Monte Sant' Angelo Mercy College	\$1,821,368
9	St Aloysius' College	\$1,808,075
10	Giant Steps Sydney	\$1,632,098
11	Mount St Benedict College (Pennant Hills)	\$1,576,275
12	Rosebank College	\$1,523,610
13	Waverley College	\$1,517,983
14	St Scholastica's College	\$1,505,749
15	Northern Beaches Christian School	\$1,467,291
16	St Pius X College	\$1,431,435
17	Roseville College	\$1,398,751
18	St Joseph's College	\$1,395,476
19	Moriah College	\$1,331,900
20	Brigidine College, St Ives	\$1,218,308
21	Wenona School Ltd	\$1,201,089
22	Stella Maris College Manly	\$1,200,314
23	The Scots College	\$1,200,040
24	Amity College	\$1,182,073
25	Sydney Grammar School (Combined)	\$1,145,372
26	Rouse Hill Anglican College	\$1,125,002
27	St Patrick's College	\$1,039,418
28	Loreto Normanhurst	\$1,020,184
29	Sydney Church of England Grammar School	\$1,014,338
30	Al Faisal College	\$1,011,976
31	Cranbrook School	\$957,589
32	Mater Dei Special School	\$931,745
33	St Luke's Grammar School	\$925,964
34	St Edmund's School	\$897,282
35	St Vincent's College	\$894,818
36	Inaburra School	\$894,746
37	Oxford Falls Grammar School	\$881,859
38	St Mary Star of the Sea College	\$877,271
39	Kincoppal-Rose Bay School of the Sacred Heart	\$868,776
40	Edmund Rice College	\$864,720
41	Queenwood	\$832,500
42	Pacific Hope School	\$831,598
43	Santa Sabina College	\$828,605

44	Our Lady of Mercy College Parramatta	\$788,397
45	St Philip's Christian College	\$782,787
46	St Gabriel's School for students with special needs	\$740,611
47	OneSchool Global NSW	\$724,381
48	Ravenswood School for Girls	\$723,911
49	Abbotsleigh	\$704,778
50	Ascham School Ltd	\$694,747
51	St Catherine's School	\$688,151
52	MLC School	\$682,051
53	St Gregory's College Campbelltown	\$672,936
54	Bishop Tyrrell Anglican College	\$671,284
55	Sydney Church of England Co-Educational Grammar School, Redlands	\$670,701
56	St Edward's Christian Brothers College	\$664,225
57	Arndell College	\$655,715
58	Broughton Anglican College	\$603,482
59	St George Christian School	\$597,726
60	The Emanuel School	\$592,709
61	St Charbel's College	\$591,413
62	Shire Christian School	\$587,906
63	Christian Brothers High School	\$584,437
64	Macarthur Anglican School	\$581,258
65	William Clarke College	\$578,423
66	Lindisfarne Anglican School	\$565,693
67	Chevalier College	\$551,405
68	Trinity Anglican College - Albury	\$543,460
69	Kambala	\$526,862
70	International Grammar School	\$517,238
71	Presbyterian Ladies College Sydney	\$515,197
72	The Joseph Varga School	\$514,568
73	The Riverina Anglican College	\$510,003
74	Emmanuel Anglican College	\$506,728
75	Illawarra Christian School	\$500,452
76	Trinity Catholic College	\$499,541
77	SCEGGS, Darlinghurst	\$493,883
78	The Hills Grammar School	\$489,321
79	Penrith Anglican College	\$436,601
80	Newcastle Grammar School	\$409,621
81	Penrith Christian School	\$408,818
82	William Carey Christian School	\$408,684
83	St Dominic's College	\$405,111
84	Danebank School	\$395,351
85	Green Point Christian College	\$388,832
86	Woodbury	\$370,957
87	St Andrew's Cathedral School	\$365,980
88	Al-Faisal College - Campbelltown	\$349,433
89	Norwest Christian College	\$348,571
90	Arden Anglican School	\$344,454

91	Newington College	\$341,993
92	Thomas Hassall Anglican College	\$340,941
93	Montgrove College	\$336,152
94	St Spyridon College	\$334,852
95	St Philip's Christian College - Gosford	\$331,487
96	Claremont College	\$322,391
97	International Football School	\$302,863
98	Pittwater House Schools	\$301,919
99	Biala Special School	\$297,887
100	St Stanislaus College	\$292,804
101	Salamah College	\$292,774
102	Wycliffe Christian School	\$292,234
103	Mount Annan Christian College	\$290,362
104	Wollemi College	\$289,648
105	Bishop Druitt College	\$285,263
106	Al Sadiq College	\$282,149
107	Western Grammar School	\$278,261
108	Irfan College	\$272,242
109	Macquarie University Special Education Centre	\$266,976
110	Al-Faisal College - Liverpool	\$256,740
111	Al Hikma College	\$255,124
112	Nowra Anglican College	\$254,013
113	St Paul's Grammar School Penrith	\$250,652
114	The King's School	\$250,312
115	Cedars Christian College	\$249,764
116	Central Coast Grammar School	\$246,153
117	Calrossy Anglican School	\$244,843
118	Northholm Grammar School	\$244,447
119	Al Noori Muslim School	\$243,129
120	St Philip's Christian College - Port Stephens	\$241,670
121	Wyong Christian Community School	\$232,278
122	Toongabbie Christian College	\$231,059
123	The Illawarra Grammar School	\$226,735
124	Hunter Trade College	\$223,978
125	Australian Islamic College of Sydney	\$219,672
126	Moama Anglican Grammar School	\$206,719
127	Lutheran Primary School Wagga Wagga	\$201,437
128	Shellharbour Anglican College	\$198,244
129	Warrah Village Rudolf Steiner School for Curative Education	\$194,953
130	Australian International Academy, Kellyville Campus	\$185,479
131	Masada College High School	\$175,192
132	ALESCO Senior College	\$171,483
133	RIDBC Alice Betteridge School	\$167,921
134	The Armidale School	\$165,150
135	Kinross Wolaroi School	\$159,928
136	Trinity Grammar school	\$157,605
137	Georges River Grammar	\$155,809


138	St Paul's College	\$150,021
139	Blue Mountains Grammar School	\$149,666
140	St Euphemia College	\$147,655
141	Mosman Church of England Preparatory School	\$141,584
142	Lycee Condorcet The International French School of Sydney	\$141,053
143	Inner Sydney Montessori School	\$139,377
144	Meriden School	\$136,818
145	St Narsai Assyrian Christian College	\$126,313
146	New Hope School	\$123,105
147	All Saints Greek Orthodox Grammar School	\$119,995
148	Christadelphian Heritage College Sydney	\$118,698
149	John Colet School	\$112,966
150	Nowra Christian School	\$112,843
151	Sathya Sai College	\$108,629
152	Unity Grammar College	\$107,645
153	Belmont Christian College	\$106,659
154	Zahra Grammar School	\$102,218
155	Dubbo Christian School	\$101,416
156	Kuyper Christian School	\$99,741
157	The Lakes Christian College	\$99,521
158	Nepean Christian School	\$98,988
159	Valley Hope School	\$95,093
160	Greenacre Baptist Christian Community School	\$93,481
161	Central Coast Steiner School	\$92,163
162	Maitland Christian School	\$91,567
163	Macquarie Anglican Grammar School	\$88,251
164	Sapphire Coast Anglican College	\$85,785
165	The McDonald College	\$83,831
166	Green Valley Islamic College	\$82,673
167	Hunter Christian School	\$79,279
168	Heritage College Lake Macquarie	\$78,333
169	Alpha Omega Senior College	\$75,866
170	ET Australia Secondary College	\$73,540
171	Pacific Valley Christian School	\$70,077
172	Glenaeon Rudolf Steiner School	\$69,464
173	The Anglican School Googong	\$68,391
174	Highfields Preparatory and Kindergarten School Limited	\$63,804
175	Australian Christian College: Marsden Park	\$62,435
176	Charlton Christian College	\$58,591
177	Ebenezer Christian College	\$54,936
178	Scots All Saints College	\$54,795
179	Orange Christian School	\$51,168
180	Trades Norwest Anglican Senior College	\$51,065
181	Pacific Coast Christian School	\$50,777
182	Forestville Montessori School	\$49,004
183	Regents Park Christian School	\$48,721
184	St Mary and St Mina's Coptic Orthodox College	\$48,373

185	Odyssey House	\$47,767
186	Casino Christian School	\$47,496
187	Coogee Boys' Preparatory School	\$45,101
188	Cape Byron Rudolf Steiner School	\$45,021
189	Mountains Christian College	\$44,552
190	Italian Bilingual School	\$44,006
191	Wollondilly Anglican College	\$41,372
192	The Nature School Primary	\$40,445
193	Korowal School	\$40,127
194	Pal Buddhist School	\$38,168
195	St Peter's Anglican College - Broulee	\$37,467
196	St Philip's Christian College - Cessnock Campus	\$35,825
197	Orange Anglican Grammar School	\$35,694
198	PLC Armidale	\$35,643
199	Chrysalis School for Rudolf Steiner Education	\$34,514
200	The Central West Leadership Academy	\$ 33,940
201	Shoalhaven River College	\$ 32,481
202	Heritage Christian School	\$ 31,424
203	Holy Saviour School	\$ 31,258
204	St John's Lutheran Primary School	\$ 30,421
205	Northcross Christian School	\$ 28,141
206	Covenant Christian School	\$25,743
207	St Hurmizd Assyrian Primary School	\$24,784
208	St Peter's Anglican Primary School	\$24,632
209	Macquarie Grammar School	\$23,988
210	The Small School	\$22,133
211	Port Macquarie Steiner School	\$21,804
212	Saint Mary Mackillop College Albury	\$20,129
213	Western Riverina Community School	\$19,538
214	International Maarif Schools of Australia - Gallipoli Campus	\$18,603
215	The Bowen College	\$18,105
216	Kesser Torah College	\$17,534
217	Clarence Valley Anglican School	\$16,660
218	Al Zahra College	\$16,193
219	Tara Anglican School for Girls	\$15,135
220	Arise Christian College	\$14,402
221	Arkana College	\$13,085
222	Byron Community Primary School	\$12,544
223	The Scots School Albury	\$12,001
224	Australian Performing Arts Grammar School	\$11,963
225	Hinterland Christian College	\$11,196
226	Coffs Harbour Christian Community School	\$9,106
227	Minimbah Primary School	\$8,911
228	Hopepoint Christian School	\$8,334
229	Australian Christian College - Singleton	\$8,127
230	Carinya Christian School	\$7,950
231	Redfield College	\$7,778

232	Hawkesbury Independent School	\$6,747
233	Pete's Place	\$6,265
234	Richard Johnson Anglican School	\$5,759
235	Rainbow Ridge School for Steiner Education	\$4,402
236	Casuarina Steiner School	\$3,466
237	St Maroun's College	\$2,788
238	Armenian General Benevolent Union Alexander Primary School	\$801
239	Farmhouse Montessori School	\$370
	Total overfunding	\$100,182,935

Notes





**NSW — Public Funding Schools and the School
Resourcing Standard**